

Taliaferro County Board of Commissioners

2019 Annual Agency Profile

General Information

Service Consumption

3,476 Annual Unlinked Trips (UPT)

Service Supplied

35,144 Annual Vehicle Revenue Miles (VRM)
2,807 Annual Vehicle Revenue Hours (VRH)

Summary of Operating Expenses (OE)

\$53,584 Total Operating Expenses

Database Information

NTDID: 4R03-41046

Reporter Type: Rural General Public Transit

Financial Information

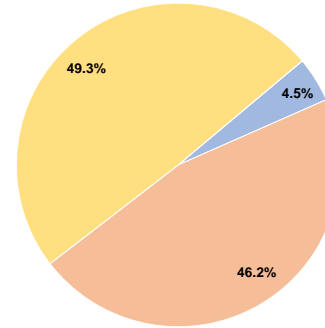
Sources of Operating Funds Expended

Fare Revenues	\$2,414	4.5%
Local Funds	\$24,737	46.2%
State Funds	\$0	0.0%
Federal Assistance	\$26,433	49.3%
Other Funds	\$0	0.0%
Total Operating Funds Expended	\$53,584	100.0%

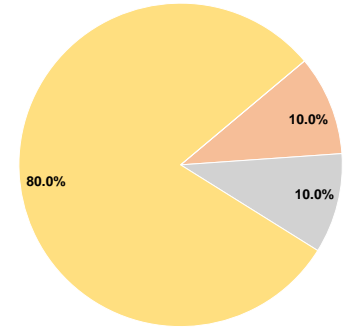
Sources of Capital Funds Expended

Fare Revenues	\$0	0.0%
Local Funds	\$4,279	10.0%
State Funds	\$4,279	10.0%
Federal Assistance	\$34,234	80.0%
Other Funds	\$0	0.0%
Total Capital Funds Expended	\$42,792	100.0%

Operating Funding Sources



Capital Funding Sources



Modal Characteristics

Operation Characteristics

Vehicles Operated at Maximum Service

Mode	Directly Operated	Purchased Transportation	Operating Expenses	Fare Revenues	Uses of Capital Funds	Annual Unlinked Trips	Annual Vehicle Revenue Miles	Annual Vehicle Revenue Hours
Demand Response	2	-	\$53,584	\$2,414	\$42,792	3,476	35,144	2,807
Total	2	-	\$53,584	\$2,414	\$42,792	3,476	35,144	2,807

Performance Measures

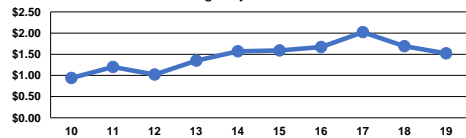
Service Efficiency

Mode	Operating Expenses per Vehicle Revenue Mile	Operating Expenses per Vehicle Revenue Hour
Demand Response	\$1.52	\$19.09
Total	\$1.52	\$19.09

Service Effectiveness

Mode	Operating Expenses per Unlinked Passenger Trip	Unlinked Trips per Vehicle Revenue Mile	Unlinked Trips per Vehicle Revenue Hour
Demand Response	\$15.42	0.1	1.2
Total	\$15.42	0.1	1.2

Operating Expense per Vehicle Revenue Mile: Agency Total



Unlinked Passenger Trips per Vehicle Revenue Mile: Agency Total

