

# Pierce County Transit

## 2019 Annual Agency Profile

<http://www.piercetransit.com>  
 312 Nichols St  
 Suite 5  
 Blackshear, GA 31516

### General Information

#### Service Consumption

12,195 Annual Unlinked Trips (UPT)

#### Service Supplied

181,192 Annual Vehicle Revenue Miles (VRM)  
 9,864 Annual Vehicle Revenue Hours (VRH)

#### Summary of Operating Expenses (OE)

\$311,816 Total Operating Expenses

#### Database Information

NTDID: 4R03-41126  
 Reporter Type: Rural General Public Transit

### Financial Information

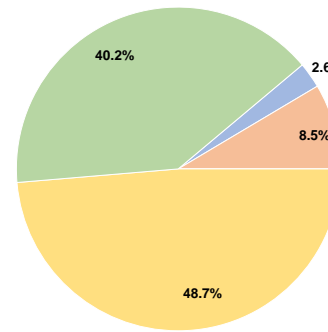
#### Sources of Operating Funds Expended

Fare Revenues	\$8,016	2.6%
Local Funds	\$26,643	8.5%
State Funds	\$0	0.0%
Federal Assistance	\$151,724	48.7%
Other Funds	\$125,433	40.2%
<b>Total Operating Funds Expended</b>	<b>\$311,816</b>	<b>100.0%</b>

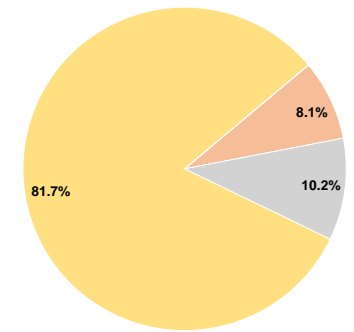
#### Sources of Capital Funds Expended

Fare Revenues	\$0	0.0%
Local Funds	\$9,094	8.1%
State Funds	\$11,516	10.2%
Federal Assistance	\$92,126	81.7%
Other Funds	\$0	0.0%
<b>Total Capital Funds Expended</b>	<b>\$112,736</b>	<b>100.0%</b>

#### Operating Funding Sources



#### Capital Funding Sources



### Modal Characteristics

#### Operation Characteristics

#### Vehicles Operated at Maximum Service

Mode	Directly Operated	Purchased Transportation	Operating Expenses	Fare Revenues	Uses of Capital Funds	Annual Unlinked Trips	Annual Vehicle Revenue Miles	Annual Vehicle Revenue Hours
Demand Response	7	-	\$311,816	\$8,016	\$112,736	12,195	181,192	9,864
<b>Total</b>	<b>7</b>	<b>-</b>	<b>\$311,816</b>	<b>\$8,016</b>	<b>\$112,736</b>	<b>12,195</b>	<b>181,192</b>	<b>9,864</b>

#### Performance Measures

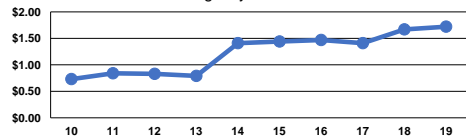
#### Service Efficiency

Mode	Operating Expenses per Vehicle Revenue Mile	Operating Expenses per Vehicle Revenue Hour
Demand Response	\$1.72	\$31.61
<b>Total</b>	<b>\$1.72</b>	<b>\$31.61</b>

#### Service Effectiveness

Mode	Operating Expenses per Unlinked Passenger Trip	Unlinked Trips per Vehicle Revenue Mile	Unlinked Trips per Vehicle Revenue Hour
Demand Response	\$25.57	0.1	1.2
<b>Total</b>	<b>\$25.57</b>	<b>0.1</b>	<b>1.2</b>

Operating Expense per Vehicle Revenue Mile: Agency Total



Unlinked Passenger Trips per Vehicle Revenue Mile: Agency Total

