

Whitfield County W.T.S.

2019 Annual Agency Profile

<http://www.whitfieldcountyga.com/transit.htm>
 301 West Crawford Street
 P.O. Box 248
 Dalton, GA 30720-248

General Information

Service Consumption

34,258 Annual Unlinked Trips (UPT)

Service Supplied

228,602 Annual Vehicle Revenue Miles (VRM)
 16,215 Annual Vehicle Revenue Hours (VRH)

Summary of Operating Expenses (OE)

\$644,366 Total Operating Expenses

Database Information

NTDID: 4R03-41138
 Reporter Type: Rural General Public Transit

Financial Information

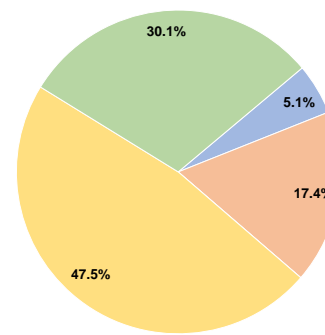
Sources of Operating Funds Expended

Fare Revenues	\$32,758	5.1%
Local Funds	\$111,871	17.4%
State Funds	\$0	0.0%
Federal Assistance	\$305,804	47.5%
Other Funds	\$193,933	30.1%
Total Operating Funds Expended	\$644,366	100.0%

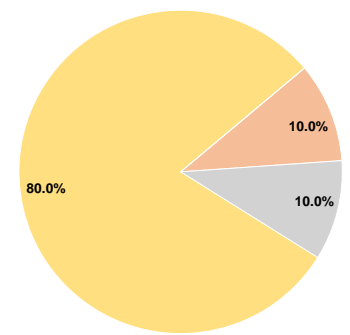
Sources of Capital Funds Expended

Fare Revenues	\$0	0.0%
Local Funds	\$20,181	10.0%
State Funds	\$20,181	10.0%
Federal Assistance	\$161,444	80.0%
Other Funds	\$0	0.0%
Total Capital Funds Expended	\$201,806	100.0%

Operating Funding Sources



Capital Funding Sources



Modal Characteristics

Operation Characteristics

Vehicles Operated at Maximum Service

Mode	Directly Operated	Purchased Transportation	Operating Expenses	Fare Revenues	Uses of Capital Funds	Annual Unlinked Trips	Annual Vehicle Revenue Miles	Annual Vehicle Revenue Hours
Demand Response	11	-	\$644,366	\$32,758	\$201,806	34,258	228,602	16,215
Total	11	-	\$644,366	\$32,758	\$201,806	34,258	228,602	16,215

Performance Measures

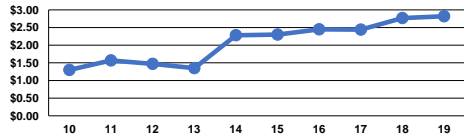
Service Efficiency

Mode	Operating Expenses per Vehicle Revenue Mile	Operating Expenses per Vehicle Revenue Hour
Demand Response	\$2.82	\$39.74
Total	\$2.82	\$39.74

Service Effectiveness

Mode	Operating Expenses per Unlinked Passenger Trip	Unlinked Trips per Vehicle Revenue Mile	Unlinked Trips per Vehicle Revenue Hour
Demand Response	\$18.81	0.1	2.1
Total	\$18.81	0.1	2.1

Operating Expense per Vehicle Revenue Mile: Agency Total



Unlinked Passenger Trips per Vehicle Revenue Mile: Agency Total

