

# Columbia County Commission Transit

## 2019 Annual Agency Profile

### General Information

#### Service Consumption

46,963 Annual Unlinked Trips (UPT)

#### Service Supplied

281,470 Annual Vehicle Revenue Miles (VRM)  
 17,365 Annual Vehicle Revenue Hours (VRH)

#### Summary of Operating Expenses (OE)

\$587,388 Total Operating Expenses

#### Database Information

NTDID: 4R03-41139  
 Reporter Type: Rural General Public Transit

### Financial Information

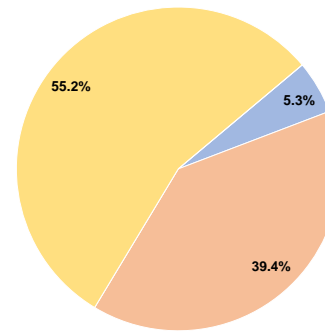
#### Sources of Operating Funds Expended

Fare Revenues	\$31,227	5.3%
Local Funds	\$231,630	39.4%
State Funds	\$0	0.0%
Federal Assistance	\$324,531	55.2%
Other Funds	\$0	0.0%
<b>Total Operating Funds Expended</b>	<b>\$587,388</b>	<b>100.0%</b>

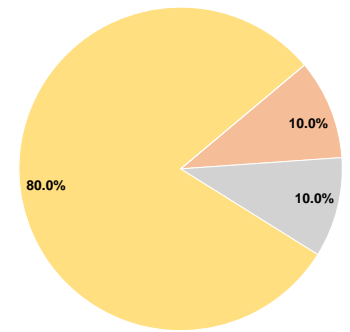
#### Sources of Capital Funds Expended

Fare Revenues	\$0	0.0%
Local Funds	\$13,105	10.0%
State Funds	\$13,105	10.0%
Federal Assistance	\$104,843	80.0%
Other Funds	\$0	0.0%
<b>Total Capital Funds Expended</b>	<b>\$131,053</b>	<b>100.0%</b>

#### Operating Funding Sources



#### Capital Funding Sources



### Modal Characteristics

#### Operation Characteristics

#### Vehicles Operated at Maximum Service

Mode	Directly Operated	Purchased Transportation	Operating Expenses	Fare Revenues	Uses of Capital Funds	Annual Unlinked Trips	Annual Vehicle Revenue Miles	Annual Vehicle Revenue Hours
Demand Response	11	-	\$587,388	\$31,227	\$131,053	46,963	281,470	17,365
<b>Total</b>	<b>11</b>	<b>-</b>	<b>\$587,388</b>	<b>\$31,227</b>	<b>\$131,053</b>	<b>46,963</b>	<b>281,470</b>	<b>17,365</b>

#### Performance Measures

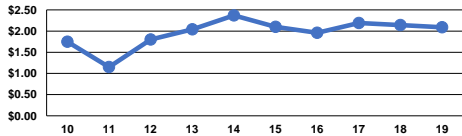
#### Service Efficiency

Mode	Operating Expenses per Vehicle Revenue Mile	Operating Expenses per Vehicle Revenue Hour
Demand Response	\$2.09	\$33.83
<b>Total</b>	<b>\$2.09</b>	<b>\$33.83</b>

#### Service Effectiveness

Mode	Operating Expenses per Unlinked Passenger Trip	Unlinked Trips per Vehicle Revenue Mile	Unlinked Trips per Vehicle Revenue Hour
Demand Response	\$12.51	0.2	2.7
<b>Total</b>	<b>\$12.51</b>	<b>0.2</b>	<b>2.7</b>

Operating Expense per Vehicle Revenue Mile: Agency Total



Unlinked Passenger Trips per Vehicle Revenue Mile: Agency Total

