

Wayne County Transit

2019 Annual Agency Profile

<https://www.waynecountyga.us/>

341 E Walnut Street
P.O. Box 270
Jesup, GA 31546

General Information

Service Consumption

45,739 Annual Unlinked Trips (UPT)

Service Supplied

368,694 Annual Vehicle Revenue Miles (VRM)

16,997 Annual Vehicle Revenue Hours (VRH)

Summary of Operating Expenses (OE)

\$499,152 Total Operating Expenses

Database Information

NTDID: 4R03-41142

Reporter Type: Rural General Public Transit

Financial Information

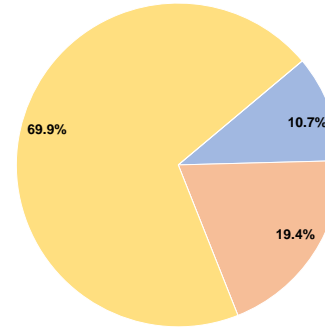
Sources of Operating Funds Expended

Fare Revenues	\$53,374	10.7%
Local Funds	\$96,883	19.4%
State Funds	\$0	0.0%
Federal Assistance	\$348,895	69.9%
Other Funds	\$0	0.0%
Total Operating Funds Expended	\$499,152	100.0%

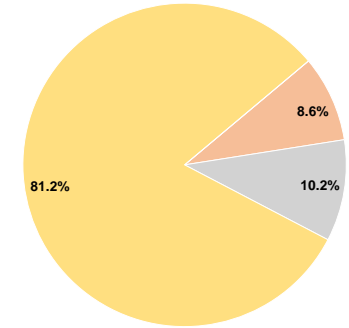
Sources of Capital Funds Expended

Fare Revenues	\$0	0.0%
Local Funds	\$13,882	8.6%
State Funds	\$16,351	10.2%
Federal Assistance	\$130,807	81.2%
Other Funds	\$0	0.0%
Total Capital Funds Expended	\$161,040	100.0%

Operating Funding Sources



Capital Funding Sources



Modal Characteristics

Operation Characteristics

Vehicles Operated at Maximum Service

Mode	Directly Operated	Purchased Transportation	Operating Expenses	Fare Revenues	Uses of Capital Funds	Annual Unlinked Trips	Annual Vehicle Revenue Miles	Annual Vehicle Revenue Hours
Demand Response	12	-	\$499,152	\$53,374	\$161,040	45,739	368,694	16,997
Total	12	-	\$499,152	\$53,374	\$161,040	45,739	368,694	16,997

Performance Measures

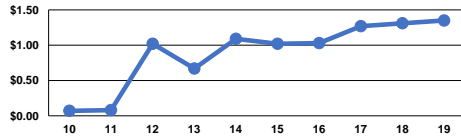
Service Efficiency

Mode	Operating Expenses per Vehicle Revenue Mile	Operating Expenses per Vehicle Revenue Hour
Demand Response	\$1.35	\$29.37
Total	\$1.35	\$29.37

Service Effectiveness

Mode	Operating Expenses per Unlinked Passenger Trip	Unlinked Trips per Vehicle Revenue Mile	Unlinked Trips per Vehicle Revenue Hour
Demand Response	\$10.91	0.1	2.7
Total	\$10.91	0.1	2.7

Operating Expense per Vehicle Revenue Mile: Agency Total



Unlinked Passenger Trips per Vehicle Revenue Mile: Agency Total

