

# Social Circle Area Transit

2019 Annual Agency Profile

<http://www.socialcirclega.com>  
 166 N. Cherokee Rd.  
 P.O. Box 310  
 Social Circle, GA 30025-0313

## General Information

### Service Consumption

7,084 Annual Unlinked Trips (UPT)

### Service Supplied

29,730 Annual Vehicle Revenue Miles (VRM)  
 2,979 Annual Vehicle Revenue Hours (VRH)

### Summary of Operating Expenses (OE)

\$116,009 Total Operating Expenses

### Database Information

NTDID: 4R03-41155  
 Reporter Type: Rural General Public Transit

## Financial Information

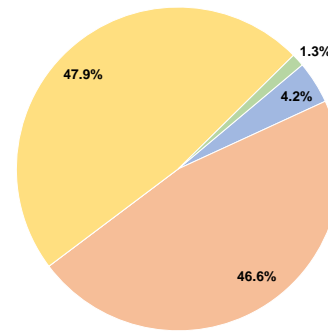
### Sources of Operating Funds Expended

Fare Revenues	\$4,927	4.2%
Local Funds	\$54,059	46.6%
State Funds	\$0	0.0%
Federal Assistance	\$55,541	47.9%
Other Funds	\$1,482	1.3%
<b>Total Operating Funds Expended</b>	<b>\$116,009</b>	<b>100.0%</b>

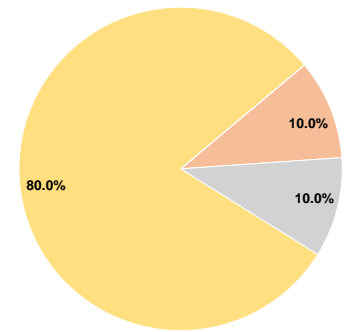
### Sources of Capital Funds Expended

Fare Revenues	\$0	0.0%
Local Funds	\$4,547	10.0%
State Funds	\$4,547	10.0%
Federal Assistance	\$36,375	80.0%
Other Funds	\$0	0.0%
<b>Total Capital Funds Expended</b>	<b>\$45,469</b>	<b>100.0%</b>

### Operating Funding Sources



### Capital Funding Sources



## Modal Characteristics

### Operation Characteristics

#### Vehicles Operated at Maximum Service

Mode	Directly Operated	Purchased Transportation	Operating Expenses	Fare Revenues	Uses of Capital Funds	Annual Unlinked Trips	Annual Vehicle Revenue Miles	Annual Vehicle Revenue Hours
Demand Response	3	-	\$116,009	\$4,927	\$45,469	7,084	29,730	2,979
<b>Total</b>	<b>3</b>	<b>-</b>	<b>\$116,009</b>	<b>\$4,927</b>	<b>\$45,469</b>	<b>7,084</b>	<b>29,730</b>	<b>2,979</b>

### Performance Measures

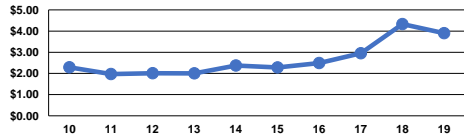
#### Service Efficiency

Mode	Operating Expenses per Vehicle Revenue Mile	Operating Expenses per Vehicle Revenue Hour
Demand Response	\$3.90	\$38.94
<b>Total</b>	<b>\$3.90</b>	<b>\$38.94</b>

#### Service Effectiveness

Mode	Operating Expenses per Unlinked Passenger Trip	Unlinked Trips per Vehicle Revenue Mile	Unlinked Trips per Vehicle Revenue Hour
Demand Response	\$16.38	0.2	2.4
<b>Total</b>	<b>\$16.38</b>	<b>0.2</b>	<b>2.4</b>

Operating Expense per Vehicle Revenue Mile: Agency Total



Unlinked Passenger Trips per Vehicle Revenue Mile: Agency Total

