

# Walker County

## 2019 Annual Agency Profile

### General Information

#### Service Consumption

20,544 Annual Unlinked Trips (UPT)

#### Service Supplied

331,854 Annual Vehicle Revenue Miles (VRM)  
17,075 Annual Vehicle Revenue Hours (VRH)

#### Summary of Operating Expenses (OE)

\$572,593 Total Operating Expenses

#### Database Information

NTDID: 4R03-41171

Reporter Type: Rural General Public Transit

### Financial Information

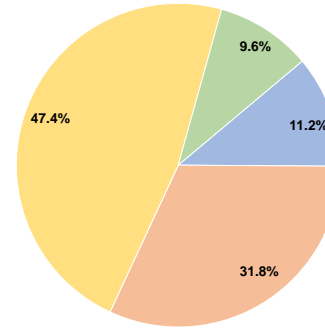
#### Sources of Operating Funds Expended

Fare Revenues	\$64,199	11.2%
Local Funds	\$182,242	31.8%
State Funds	\$0	0.0%
Federal Assistance	\$271,390	47.4%
Other Funds	\$54,762	9.6%
<b>Total Operating Funds Expended</b>	<b>\$572,593</b>	<b>100.0%</b>

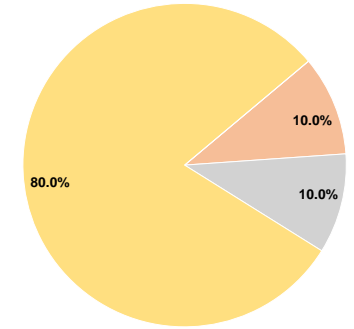
#### Sources of Capital Funds Expended

Fare Revenues	\$0	0.0%
Local Funds	\$31,935	10.0%
State Funds	\$31,935	10.0%
Federal Assistance	\$255,482	80.0%
Other Funds	\$0	0.0%
<b>Total Capital Funds Expended</b>	<b>\$319,352</b>	<b>100.0%</b>

#### Operating Funding Sources



#### Capital Funding Sources



### Modal Characteristics

#### Operation Characteristics

#### Vehicles Operated at Maximum Service

Mode	Directly Operated	Purchased Transportation	Operating Expenses	Fare Revenues	Uses of Capital Funds	Annual Unlinked Trips	Annual Vehicle Revenue Miles	Annual Vehicle Revenue Hours
Demand Response	14	-	\$572,593	\$64,199	\$319,352	20,544	331,854	17,075
<b>Total</b>	<b>14</b>	<b>-</b>	<b>\$572,593</b>	<b>\$64,199</b>	<b>\$319,352</b>	<b>20,544</b>	<b>331,854</b>	<b>17,075</b>

#### Performance Measures

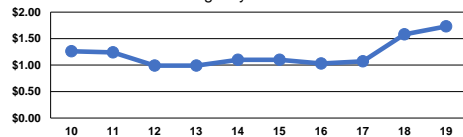
#### Service Efficiency

Mode	Operating Expenses per Vehicle Revenue Mile	Operating Expenses per Vehicle Revenue Hour
Demand Response	\$1.73	\$33.53
<b>Total</b>	<b>\$1.73</b>	<b>\$33.53</b>

#### Service Effectiveness

Mode	Operating Expenses per Unlinked Passenger Trip	Unlinked Trips per Vehicle Revenue Mile	Unlinked Trips per Vehicle Revenue Hour
Demand Response	\$27.87	0.1	1.2
<b>Total</b>	<b>\$27.87</b>	<b>0.1</b>	<b>1.2</b>

Operating Expense per Vehicle Revenue Mile: Agency Total



Unlinked Passenger Trips per Vehicle Revenue Mile: Agency Total

