

Thomas County Transit

2019 Annual Agency Profile

<http://www.thomascountyboc.org>

116 W. Jefferson St.
P.O. Box 920
Thomasville, GA 31799-0920

General Information

Service Consumption

86,415 Annual Unlinked Trips (UPT)

Service Supplied

477,407 Annual Vehicle Revenue Miles (VRM)

32,367 Annual Vehicle Revenue Hours (VRH)

Summary of Operating Expenses (OE)

\$1,078,324 Total Operating Expenses

Database Information

NTDID: 4R03-41185

Reporter Type: Rural General Public Transit

Financial Information

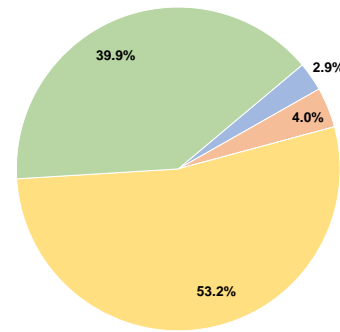
Sources of Operating Funds Expended

Fare Revenues	\$31,221	2.9%
Local Funds	\$43,342	4.0%
State Funds	\$0	0.0%
Federal Assistance	\$573,940	53.2%
Other Funds	\$429,821	39.9%
Total Operating Funds Expended	\$1,078,324	100.0%

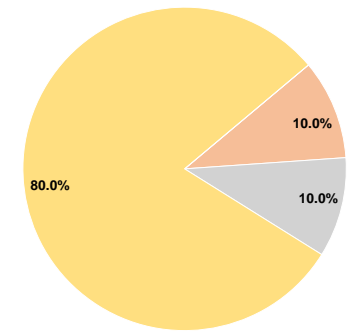
Sources of Capital Funds Expended

Fare Revenues	\$0	0.0%
Local Funds	\$36,683	10.0%
State Funds	\$36,683	10.0%
Federal Assistance	\$293,460	80.0%
Other Funds	\$0	0.0%
Total Capital Funds Expended	\$366,826	100.0%

Operating Funding Sources



Capital Funding Sources



Modal Characteristics

Operation Characteristics

Vehicles Operated at Maximum Service

Mode	Directly Operated	Purchased Transportation	Operating Expenses	Fare Revenues	Uses of Capital Funds	Annual Unlinked Trips	Annual Vehicle Revenue Miles	Annual Vehicle Revenue Hours
Demand Response	20	-	\$1,078,324	\$31,221	\$366,826	86,415	477,407	32,367
Total	20	-	\$1,078,324	\$31,221	\$366,826	86,415	477,407	32,367

Performance Measures

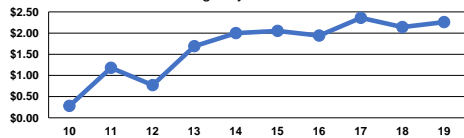
Service Efficiency

Mode	Operating Expenses per Vehicle Revenue Mile	Operating Expenses per Vehicle Revenue Hour
Demand Response	\$2.26	\$33.32
Total	\$2.26	\$33.32

Service Effectiveness

Mode	Operating Expenses per Unlinked Passenger Trip	Unlinked Trips per Vehicle Revenue Mile	Unlinked Trips per Vehicle Revenue Hour
Demand Response	\$12.48	0.2	2.7
Total	\$12.48	0.2	2.7

Operating Expense per Vehicle Revenue Mile: Agency Total



Unlinked Passenger Trips per Vehicle Revenue Mile: Agency Total

