

# Rural Transit Enterprises Coordinated, Inc.

2019 Annual Agency Profile

## General Information

### Service Consumption

606,180 Annual Unlinked Trips (UPT)

### Service Supplied

5,792,930 Annual Vehicle Revenue Miles (VRM)  
 293,707 Annual Vehicle Revenue Hours (VRH)

### Summary of Operating Expenses (OE)

\$11,948,644 Total Operating Expenses

### Database Information

NTDID: 4R04-40941  
 Reporter Type: Rural General Public Transit

## Financial Information

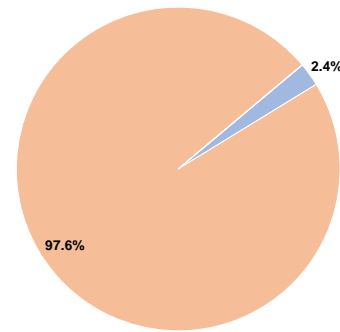
### Sources of Operating Funds Expended

Fare Revenues	\$282,058	2.4%
Local Funds	\$11,666,586	97.6%
State Funds	\$0	0.0%
Federal Assistance	\$0	0.0%
Other Funds	\$0	0.0%
<b>Total Operating Funds Expended</b>	<b>\$11,948,644</b>	<b>100.0%</b>

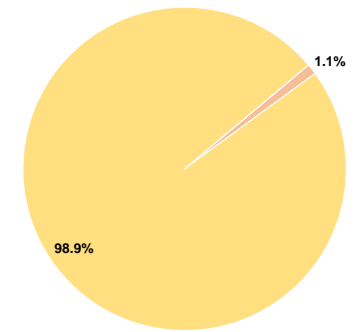
### Sources of Capital Funds Expended

Fare Revenues	\$0	0.0%
Local Funds	\$27,802	1.1%
State Funds	\$0	0.0%
Federal Assistance	\$2,585,478	98.9%
Other Funds	\$0	0.0%
<b>Total Capital Funds Expended</b>	<b>\$2,613,280</b>	<b>100.0%</b>

### Operating Funding Sources



### Capital Funding Sources



## Modal Characteristics

### Operation Characteristics

#### Vehicles Operated at Maximum Service

Mode	Directly Operated	Purchased Transportation	Operating Expenses	Fare Revenues	Uses of Capital Funds	Annual Unlinked Trips	Annual Vehicle Revenue Miles	Annual Vehicle Revenue Hours
Demand Response	174	-	\$11,938,335	\$280,894	\$2,613,280	605,390	5,767,481	291,840
Bus	2	-	\$10,309	\$1,164	\$0	790	25,449	1,867
<b>Total</b>	<b>176</b>	<b>-</b>	<b>\$11,948,644</b>	<b>\$282,058</b>	<b>\$2,613,280</b>	<b>606,180</b>	<b>5,792,930</b>	<b>293,707</b>

### Performance Measures

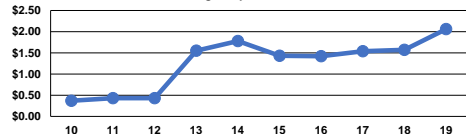
#### Service Efficiency

Mode	Operating Expenses per Vehicle Revenue Mile	Operating Expenses per Vehicle Revenue Hour
Demand Response	\$2.07	\$40.91
Bus	\$0.41	\$5.52
<b>Total</b>	<b>\$2.06</b>	<b>\$40.68</b>

#### Service Effectiveness

Mode	Operating Expenses per Unlinked Passenger Trip	Unlinked Trips per Vehicle Revenue Mile	Unlinked Trips per Vehicle Revenue Hour
Demand Response	\$19.72	0.1	2.1
Bus	\$13.05	0.0	0.4
<b>Total</b>	<b>\$19.71</b>	<b>0.1</b>	<b>2.1</b>

Operating Expense per Vehicle Revenue Mile: Agency Total



Unlinked Passenger Trips per Vehicle Revenue Mile: Agency Total

