

# Bluegrass Community Action Agency

2019 Annual Agency Profile

## General Information

### Service Consumption

242,729 Annual Unlinked Trips (UPT)

### Service Supplied

1,960,103 Annual Vehicle Revenue Miles (VRM)  
133,883 Annual Vehicle Revenue Hours (VRH)

### Summary of Operating Expenses (OE)

\$5,665,151 Total Operating Expenses

### Database Information

NTDID: 4R04-40948

Reporter Type: Rural General Public Transit

## Financial Information

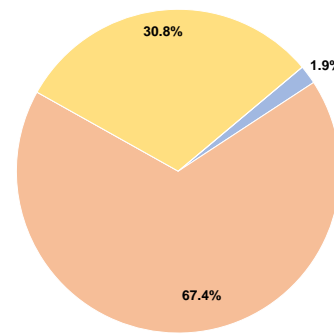
### Sources of Operating Funds Expended

Fare Revenues	\$106,442	1.9%
Local Funds	\$3,815,579	67.4%
State Funds	\$0	0.0%
Federal Assistance	\$1,743,130	30.8%
Other Funds	\$0	0.0%
<b>Total Operating Funds Expended</b>	<b>\$5,665,151</b>	<b>100.0%</b>

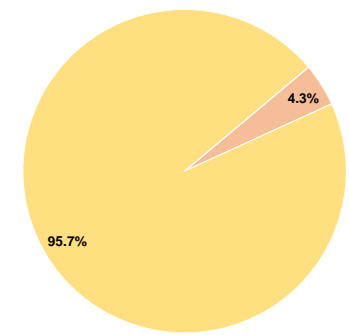
### Sources of Capital Funds Expended

Fare Revenues	\$0	0.0%
Local Funds	\$48,542	4.3%
State Funds	\$0	0.0%
Federal Assistance	\$1,083,478	95.7%
Other Funds	\$0	0.0%
<b>Total Capital Funds Expended</b>	<b>\$1,132,020</b>	<b>100.0%</b>

### Operating Funding Sources



### Capital Funding Sources



## Modal Characteristics

### Operation Characteristics

#### Vehicles Operated at Maximum Service

Mode	Directly Operated	Purchased Transportation	Operating Expenses	Fare Revenues	Uses of Capital Funds	Annual Unlinked Trips	Annual Vehicle Revenue Miles	Annual Vehicle Revenue Hours
Demand Response	60	-	\$5,392,799	\$93,971	\$1,132,020	226,677	1,837,625	122,928
Bus	4	-	\$272,352	\$12,471	\$0	16,052	122,478	10,955
<b>Total</b>	<b>64</b>	<b>-</b>	<b>\$5,665,151</b>	<b>\$106,442</b>	<b>\$1,132,020</b>	<b>242,729</b>	<b>1,960,103</b>	<b>133,883</b>

### Performance Measures

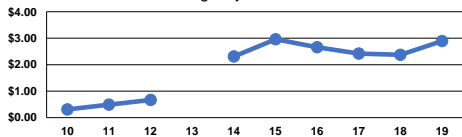
#### Service Efficiency

Mode	Operating Expenses per Vehicle Revenue Mile	Operating Expenses per Vehicle Revenue Hour
Demand Response	\$2.93	\$43.87
Bus	\$2.22	\$24.86
<b>Total</b>	<b>\$2.89</b>	<b>\$42.31</b>

#### Service Effectiveness

Mode	Operating Expenses per Unlinked Passenger Trip	Unlinked Trips per Vehicle Revenue Mile	Unlinked Trips per Vehicle Revenue Hour
Demand Response	\$23.79	0.1	1.8
Bus	\$16.97	0.1	1.5
<b>Total</b>	<b>\$23.34</b>	<b>0.1</b>	<b>1.8</b>

Operating Expense per Vehicle Revenue Mile: Agency Total



Unlinked Passenger Trips per Vehicle Revenue Mile: Agency Total

