

Harlan County Community Action Agency, Inc.

2019 Annual Agency Profile

General Information

Service Consumption

31,601 Annual Unlinked Trips (UPT)

Service Supplied

908,516 Annual Vehicle Revenue Miles (VRM)
46,602 Annual Vehicle Revenue Hours (VRH)

Summary of Operating Expenses (OE)

\$1,595,643 Total Operating Expenses

Database Information

NTDID: 4R04-41098

Reporter Type: Rural General Public Transit

Financial Information

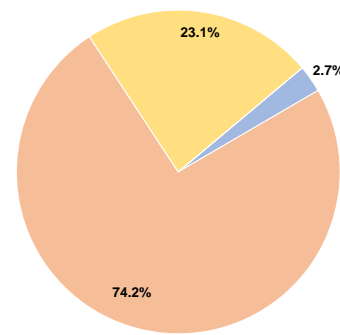
Sources of Operating Funds Expended

Fare Revenues	\$43,312	2.7%
Local Funds	\$1,183,196	74.2%
State Funds	\$0	0.0%
Federal Assistance	\$369,135	23.1%
Other Funds	\$0	0.0%
Total Operating Funds Expended	\$1,595,643	100.0%

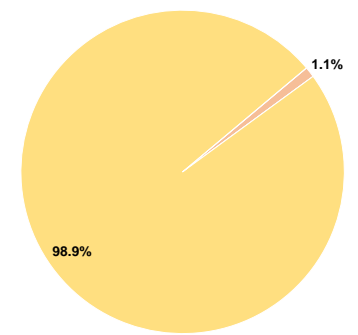
Sources of Capital Funds Expended

Fare Revenues	\$0	0.0%
Local Funds	\$4,344	1.1%
State Funds	\$0	0.0%
Federal Assistance	\$407,931	98.9%
Other Funds	\$0	0.0%
Total Capital Funds Expended	\$412,275	100.0%

Operating Funding Sources



Capital Funding Sources



Modal Characteristics

Operation Characteristics

Vehicles Operated at Maximum Service

Mode	Directly Operated	Purchased Transportation	Operating Expenses	Fare Revenues	Uses of Capital Funds	Annual Unlinked Trips	Annual Vehicle Revenue Miles	Annual Vehicle Revenue Hours
Demand Response	39	-	\$1,595,643	\$43,312	\$412,275	31,601	908,516	46,602
Total	39	-	\$1,595,643	\$43,312	\$412,275	31,601	908,516	46,602

Performance Measures

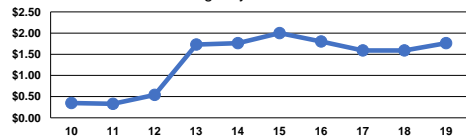
Service Efficiency

Mode	Operating Expenses per Vehicle Revenue Mile	Operating Expenses per Vehicle Revenue Hour
Demand Response	\$1.76	\$34.24
Total	\$1.76	\$34.24

Service Effectiveness

Mode	Operating Expenses per Unlinked Passenger Trip	Unlinked Trips per Vehicle Revenue Mile	Unlinked Trips per Vehicle Revenue Hour
Demand Response	\$50.49	0.0	0.7
Total	\$50.49	0.0	0.7

Operating Expense per Vehicle Revenue Mile: Agency Total



Unlinked Passenger Trips per Vehicle Revenue Mile: Agency Total

