

Hinds County Human Resource Agency

2019 Annual Agency Profile

General Information

Service Consumption

26,579 Annual Unlinked Trips (UPT)

Service Supplied

325,498 Annual Vehicle Revenue Miles (VRM)
8,092 Annual Vehicle Revenue Hours (VRH)

Summary of Operating Expenses (OE)

\$514,025 Total Operating Expenses

Database Information

NTDID: 4R05-40955

Reporter Type: Rural General Public Transit

Financial Information

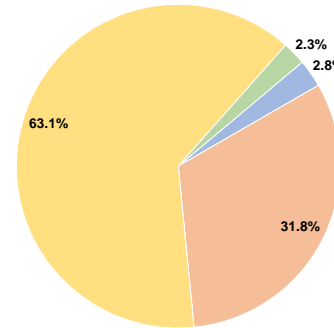
Sources of Operating Funds Expended

Fare Revenues	\$14,335	2.8%
Local Funds	\$163,289	31.8%
State Funds	\$0	0.0%
Federal Assistance	\$324,401	63.1%
Other Funds	\$12,000	2.3%
Total Operating Funds Expended	\$514,025	100.0%

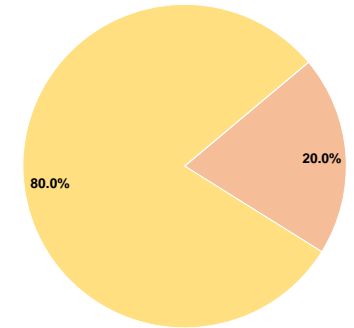
Sources of Capital Funds Expended

Fare Revenues	\$0	0.0%
Local Funds	\$676	20.0%
State Funds	\$0	0.0%
Federal Assistance	\$2,705	80.0%
Other Funds	\$0	0.0%
Total Capital Funds Expended	\$3,381	100.0%

Operating Funding Sources



Capital Funding Sources



Modal Characteristics

Operation Characteristics

Vehicles Operated at Maximum Service

Mode	Directly Operated	Purchased Transportation	Operating Expenses	Fare Revenues	Uses of Capital Funds	Annual Unlinked Trips	Annual Vehicle Revenue Miles	Annual Vehicle Revenue Hours
Demand Response	11	-	\$514,025	\$14,335	\$3,381	26,579	325,498	8,092
Total	11	-	\$514,025	\$14,335	\$3,381	26,579	325,498	8,092

Performance Measures

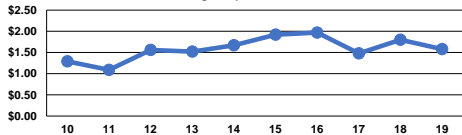
Service Efficiency

Mode	Operating Expenses per Vehicle Revenue Mile	Operating Expenses per Vehicle Revenue Hour
Demand Response	\$1.58	\$63.52
Total	\$1.58	\$63.52

Service Effectiveness

Mode	Operating Expenses per Unlinked Passenger Trip	Unlinked Trips per Vehicle Revenue Mile	Unlinked Trips per Vehicle Revenue Hour
Demand Response	\$19.34	0.1	3.3
Total	\$19.34	0.1	3.3

Operating Expense per Vehicle Revenue Mile: Agency Total



Unlinked Passenger Trips per Vehicle Revenue Mile: Agency Total

