

# Madison County Citizens Services Agency

2019 Annual Agency Profile

## General Information

### Service Consumption

62,829 Annual Unlinked Trips (UPT)

### Service Supplied

158,456 Annual Vehicle Revenue Miles (VRM)  
9,842 Annual Vehicle Revenue Hours (VRH)

### Summary of Operating Expenses (OE)

\$664,766 Total Operating Expenses

### Database Information

NTDID: 4R05-40969

Reporter Type: Rural General Public Transit

## Financial Information

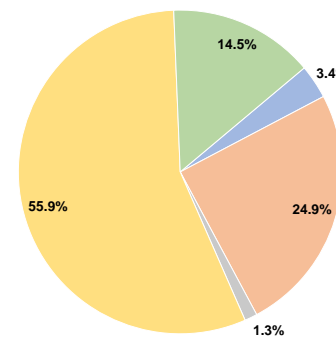
### Sources of Operating Funds Expended

Fare Revenues	\$22,585	3.4%
Local Funds	\$165,427	24.9%
State Funds	\$8,392	1.3%
Federal Assistance	\$371,762	55.9%
Other Funds	\$96,600	14.5%
<b>Total Operating Funds Expended</b>	<b>\$664,766</b>	<b>100.0%</b>

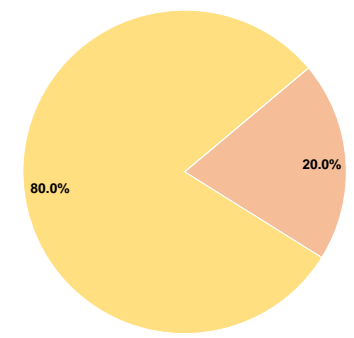
### Sources of Capital Funds Expended

Fare Revenues	\$0	0.0%
Local Funds	\$4,724	20.0%
State Funds	\$0	0.0%
Federal Assistance	\$18,896	80.0%
Other Funds	\$0	0.0%
<b>Total Capital Funds Expended</b>	<b>\$23,620</b>	<b>100.0%</b>

### Operating Funding Sources



### Capital Funding Sources



## Modal Characteristics

### Operation Characteristics

#### Vehicles Operated at Maximum Service

Mode	Directly Operated	Purchased Transportation	Operating Expenses	Fare Revenues	Uses of Capital Funds	Annual Unlinked Trips	Annual Vehicle Revenue Miles	Annual Vehicle Revenue Hours
Demand Response	11	-	\$664,766	\$22,585	\$23,620	62,829	158,456	9,842
<b>Total</b>	<b>11</b>	<b>-</b>	<b>\$664,766</b>	<b>\$22,585</b>	<b>\$23,620</b>	<b>62,829</b>	<b>158,456</b>	<b>9,842</b>

### Performance Measures

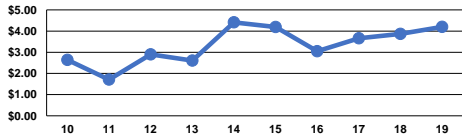
#### Service Efficiency

Mode	Operating Expenses per Vehicle Revenue Mile	Operating Expenses per Vehicle Revenue Hour
Demand Response	\$4.20	\$67.54
<b>Total</b>	<b>\$4.20</b>	<b>\$67.54</b>

#### Service Effectiveness

Mode	Operating Expenses per Unlinked Passenger Trip	Unlinked Trips per Vehicle Revenue Mile	Unlinked Trips per Vehicle Revenue Hour
Demand Response	\$10.58	0.4	6.4
<b>Total</b>	<b>\$10.58</b>	<b>0.4</b>	<b>6.4</b>

Operating Expense per Vehicle Revenue Mile: Agency Total



Unlinked Passenger Trips per Vehicle Revenue Mile: Agency Total

