

# Mississippi Valley State University Mass Transit

2019 Annual Agency Profile

## General Information

### Service Consumption

41,777 Annual Unlinked Trips (UPT)

### Service Supplied

255,578 Annual Vehicle Revenue Miles (VRM)  
7,284 Annual Vehicle Revenue Hours (VRH)

### Summary of Operating Expenses (OE)

\$741,486 Total Operating Expenses

### Database Information

NTDID: 4R05-41024

Reporter Type: Rural General Public Transit

## Financial Information

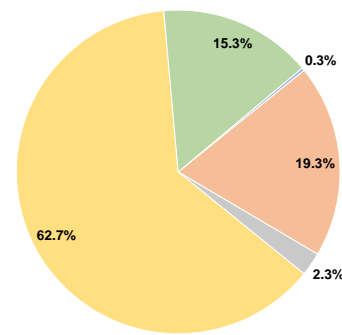
### Sources of Operating Funds Expended

Fare Revenues	\$2,300	0.3%
Local Funds	\$142,999	19.3%
State Funds	\$17,400	2.3%
Federal Assistance	\$465,222	62.7%
Other Funds	\$113,565	15.3%
<b>Total Operating Funds Expended</b>	<b>\$741,486</b>	<b>100.0%</b>

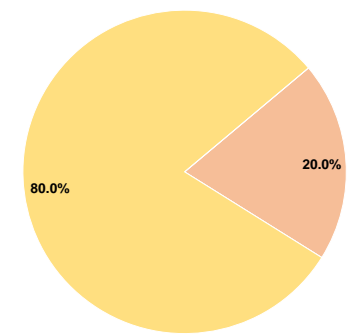
### Sources of Capital Funds Expended

Fare Revenues	\$0	0.0%
Local Funds	\$2,294	20.0%
State Funds	\$0	0.0%
Federal Assistance	\$9,177	80.0%
Other Funds	\$0	0.0%
<b>Total Capital Funds Expended</b>	<b>\$11,471</b>	<b>100.0%</b>

### Operating Funding Sources



### Capital Funding Sources



## Modal Characteristics

### Operation Characteristics

#### Vehicles Operated at Maximum Service

Mode	Directly Operated	Purchased Transportation	Operating Expenses	Fare Revenues	Uses of Capital Funds	Annual Unlinked Trips	Annual Vehicle Revenue Miles	Annual Vehicle Revenue Hours
Demand Response	19	-	\$741,486	\$2,300	\$11,471	41,777	255,578	7,284
<b>Total</b>	<b>19</b>	<b>-</b>	<b>\$741,486</b>	<b>\$2,300</b>	<b>\$11,471</b>	<b>41,777</b>	<b>255,578</b>	<b>7,284</b>

### Performance Measures

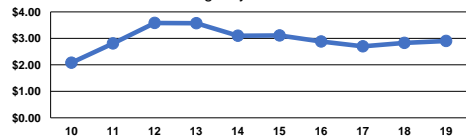
#### Service Efficiency

Mode	Operating Expenses per Vehicle Revenue Mile	Operating Expenses per Vehicle Revenue Hour
Demand Response	\$2.90	\$101.80
<b>Total</b>	<b>\$2.90</b>	<b>\$101.80</b>

#### Service Effectiveness

Mode	Operating Expenses per Unlinked Passenger Trip	Unlinked Trips per Vehicle Revenue Mile	Unlinked Trips per Vehicle Revenue Hour
Demand Response	\$17.75	0.2	5.7
<b>Total</b>	<b>\$17.75</b>	<b>0.2</b>	<b>5.7</b>

Operating Expense per Vehicle Revenue Mile: Agency Total



Unlinked Passenger Trips per Vehicle Revenue Mile: Agency Total

