

# Community Development Inc.

## 2019 Annual Agency Profile

### General Information

#### Service Consumption

94,626 Annual Unlinked Trips (UPT)

#### Service Supplied

1,152,742 Annual Vehicle Revenue Miles (VRM)  
44,857 Annual Vehicle Revenue Hours (VRH)

#### Summary of Operating Expenses (OE)

\$1,453,955 Total Operating Expenses

#### Database Information

NTDID: 4R05-41044  
Reporter Type: Rural General Public Transit

### Financial Information

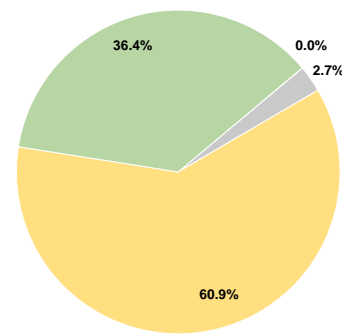
#### Sources of Operating Funds Expended

Fare Revenues	\$455	0.0%
Local Funds	\$0	0.0%
State Funds	\$38,551	2.7%
Federal Assistance	\$885,752	60.9%
Other Funds	\$529,197	36.4%
<b>Total Operating Funds Expended</b>	<b>\$1,453,955</b>	<b>100.0%</b>

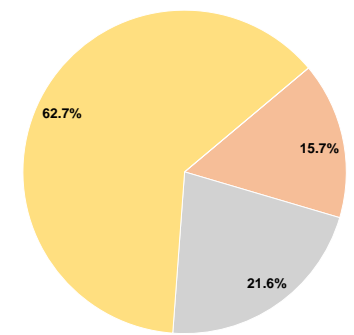
#### Sources of Capital Funds Expended

Fare Revenues	\$0	0.0%
Local Funds	\$19,108	15.7%
State Funds	\$26,327	21.6%
Federal Assistance	\$76,434	62.7%
Other Funds	\$0	0.0%
<b>Total Capital Funds Expended</b>	<b>\$121,869</b>	<b>100.0%</b>

#### Operating Funding Sources



#### Capital Funding Sources



### Modal Characteristics

#### Operation Characteristics

#### Vehicles Operated at Maximum Service

Mode	Directly Operated	Purchased Transportation	Operating Expenses	Fare Revenues	Uses of Capital Funds	Annual Unlinked Trips	Annual Vehicle Revenue Miles	Annual Vehicle Revenue Hours
Demand Response	27	-	\$1,453,955	\$455	\$121,869	94,626	1,152,742	44,857
<b>Total</b>	<b>27</b>	<b>-</b>	<b>\$1,453,955</b>	<b>\$455</b>	<b>\$121,869</b>	<b>94,626</b>	<b>1,152,742</b>	<b>44,857</b>

#### Performance Measures

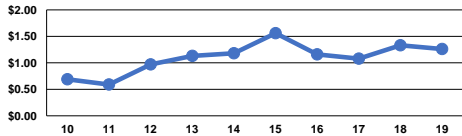
#### Service Efficiency

Mode	Operating Expenses per Vehicle Revenue Mile	Operating Expenses per Vehicle Revenue Hour
Demand Response	\$1.26	\$32.41
<b>Total</b>	<b>\$1.26</b>	<b>\$32.41</b>

#### Service Effectiveness

Mode	Operating Expenses per Unlinked Passenger Trip	Unlinked Trips per Vehicle Revenue Mile	Unlinked Trips per Vehicle Revenue Hour
Demand Response	\$15.37	0.1	2.1
<b>Total</b>	<b>\$15.37</b>	<b>0.1</b>	<b>2.1</b>

Operating Expense per Vehicle Revenue Mile: Agency Total



Unlinked Passenger Trips per Vehicle Revenue Mile: Agency Total

