

Five County Child Development Program, Inc.

2019 Annual Agency Profile

General Information

Service Consumption

43,333 Annual Unlinked Trips (UPT)

Service Supplied

372,202 Annual Vehicle Revenue Miles (VRM)
15,593 Annual Vehicle Revenue Hours (VRH)

Summary of Operating Expenses (OE)

\$461,899 Total Operating Expenses

Database Information

NTDID: 4R05-41051

Reporter Type: Rural General Public Transit

Financial Information

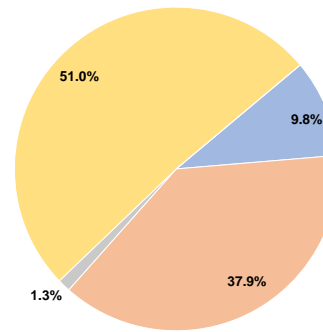
Sources of Operating Funds Expended

Fare Revenues	\$45,153	9.8%
Local Funds	\$175,060	37.9%
State Funds	\$5,925	1.3%
Federal Assistance	\$235,761	51.0%
Other Funds	\$0	0.0%
Total Operating Funds Expended	\$461,899	100.0%

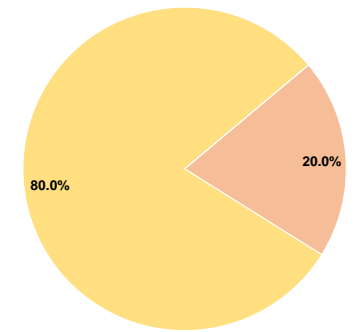
Sources of Capital Funds Expended

Fare Revenues	\$0	0.0%
Local Funds	\$696	20.0%
State Funds	\$0	0.0%
Federal Assistance	\$2,782	80.0%
Other Funds	\$0	0.0%
Total Capital Funds Expended	\$3,478	100.0%

Operating Funding Sources



Capital Funding Sources



Modal Characteristics

Operation Characteristics

Vehicles Operated at Maximum Service

Mode	Directly Operated	Purchased Transportation	Operating Expenses	Fare Revenues	Uses of Capital Funds	Annual Unlinked Trips	Annual Vehicle Revenue Miles	Annual Vehicle Revenue Hours
Demand Response	9	-	\$461,899	\$45,153	\$3,478	43,333	372,202	15,593
Total	9	-	\$461,899	\$45,153	\$3,478	43,333	372,202	15,593

Performance Measures

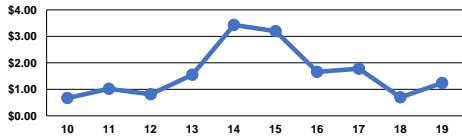
Service Efficiency

Mode	Operating Expenses per Vehicle Revenue Mile	Operating Expenses per Vehicle Revenue Hour
Demand Response	\$1.24	\$29.62
Total	\$1.24	\$29.62

Service Effectiveness

Mode	Operating Expenses per Unlinked Passenger Trip	Unlinked Trips per Vehicle Revenue Mile	Unlinked Trips per Vehicle Revenue Hour
Demand Response	\$10.66	0.1	2.8
Total	\$10.66	0.1	2.8

Operating Expense per Vehicle Revenue Mile: Agency Total



Unlinked Passenger Trips per Vehicle Revenue Mile: Agency Total

