

Bolivar County Council On Aging, Inc.

2019 Annual Agency Profile

General Information

Service Consumption

125,707 Annual Unlinked Trips (UPT)

Service Supplied

1,887,170 Annual Vehicle Revenue Miles (VRM)
65,036 Annual Vehicle Revenue Hours (VRH)

Summary of Operating Expenses (OE)

\$2,035,244 Total Operating Expenses

Database Information

NTDID: 4R05-41192
Reporter Type: Rural General Public Transit

Financial Information

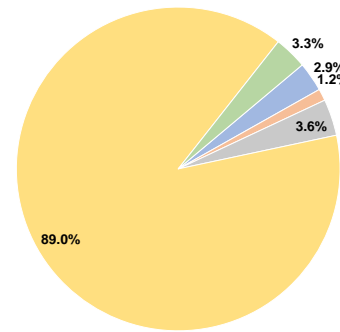
Sources of Operating Funds Expended

Fare Revenues	\$60,000	2.9%
Local Funds	\$24,081	1.2%
State Funds	\$74,034	3.6%
Federal Assistance	\$1,810,351	89.0%
Other Funds	\$66,778	3.3%
Total Operating Funds Expended	\$2,035,244	100.0%

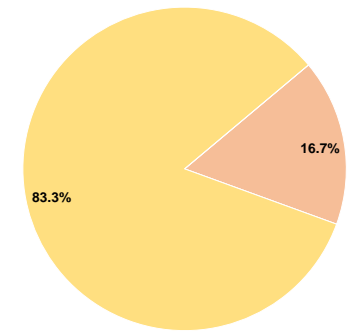
Sources of Capital Funds Expended

Fare Revenues	\$0	0.0%
Local Funds	\$22,074	16.7%
State Funds	\$0	0.0%
Federal Assistance	\$110,368	83.3%
Other Funds	\$0	0.0%
Total Capital Funds Expended	\$132,442	100.0%

Operating Funding Sources



Capital Funding Sources



Modal Characteristics

Operation Characteristics

Vehicles Operated at Maximum Service

Mode	Directly Operated	Purchased Transportation	Operating Expenses	Fare Revenues	Uses of Capital Funds	Annual Unlinked Trips	Annual Vehicle Revenue Miles	Annual Vehicle Revenue Hours
Demand Response	47	-	\$2,035,244	\$60,000	\$132,442	125,707	1,887,170	65,036
Total	47	-	\$2,035,244	\$60,000	\$132,442	125,707	1,887,170	65,036

Performance Measures

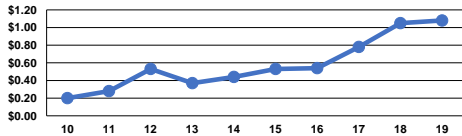
Service Efficiency

Mode	Operating Expenses per Vehicle Revenue Mile	Operating Expenses per Vehicle Revenue Hour
Demand Response	\$1.08	\$31.29
Total	\$1.08	\$31.29

Service Effectiveness

Mode	Operating Expenses per Unlinked Passenger Trip	Unlinked Trips per Vehicle Revenue Mile	Unlinked Trips per Vehicle Revenue Hour
Demand Response	\$16.19	0.1	1.9
Total	\$16.19	0.1	1.9

Operating Expense per Vehicle Revenue Mile: Agency Total



Unlinked Passenger Trips per Vehicle Revenue Mile: Agency Total

