

## Duplin County 2019 Annual Agency Profile

### General Information

#### Service Consumption

38,870 Annual Unlinked Trips (UPT)

#### Service Supplied

563,268 Annual Vehicle Revenue Miles (VRM)  
 21,660 Annual Vehicle Revenue Hours (VRH)

#### Summary of Operating Expenses (OE)

\$740,782 Total Operating Expenses

#### Database Information

NTDID: 4R06-40915  
 Reporter Type: Rural General Public Transit

### Financial Information

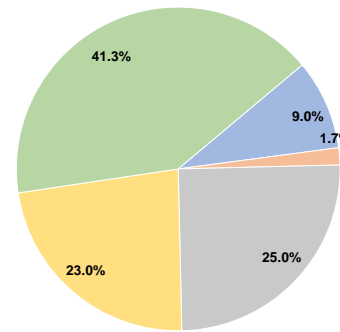
#### Sources of Operating Funds Expended

Fare Revenues	\$66,767	9.0%
Local Funds	\$12,703	1.7%
State Funds	\$185,421	25.0%
Federal Assistance	\$170,269	23.0%
Other Funds	\$305,622	41.3%
<b>Total Operating Funds Expended</b>	<b>\$740,782</b>	<b>100.0%</b>

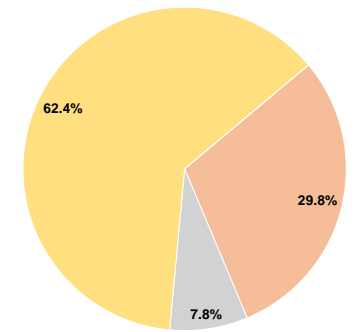
#### Sources of Capital Funds Expended

Fare Revenues	\$0	0.0%
Local Funds	\$12,587	29.8%
State Funds	\$3,296	7.8%
Federal Assistance	\$26,371	62.4%
Other Funds	\$0	0.0%
<b>Total Capital Funds Expended</b>	<b>\$42,254</b>	<b>100.0%</b>

#### Operating Funding Sources



#### Capital Funding Sources



### Modal Characteristics

#### Operation Characteristics

#### Vehicles Operated at Maximum Service

Mode	Directly Operated	Purchased Transportation	Operating Expenses	Fare Revenues	Uses of Capital Funds	Annual Unlinked Trips	Annual Vehicle Revenue Miles	Annual Vehicle Revenue Hours
Demand Response	11	-	\$740,782	\$66,767	\$42,254	38,870	563,268	21,660
<b>Total</b>	<b>11</b>	<b>-</b>	<b>\$740,782</b>	<b>\$66,767</b>	<b>\$42,254</b>	<b>38,870</b>	<b>563,268</b>	<b>21,660</b>

#### Performance Measures

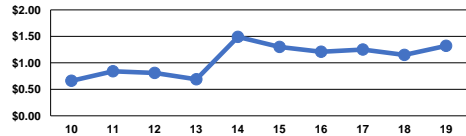
#### Service Efficiency

Mode	Operating Expenses per Vehicle Revenue Mile	Operating Expenses per Vehicle Revenue Hour
Demand Response	\$1.32	\$34.20
<b>Total</b>	<b>\$1.32</b>	<b>\$34.20</b>

#### Service Effectiveness

Mode	Operating Expenses per Unlinked Passenger Trip	Unlinked Trips per Vehicle Revenue Mile	Unlinked Trips per Vehicle Revenue Hour
Demand Response	\$19.06	0.1	1.8
<b>Total</b>	<b>\$19.06</b>	<b>0.1</b>	<b>1.8</b>

Operating Expense per Vehicle Revenue Mile: Agency Total



Unlinked Passenger Trips per Vehicle Revenue Mile: Agency Total

