

Randolph County Senior Adult Association Inc.

2019 Annual Agency Profile

General Information

Service Consumption

58,940 Annual Unlinked Trips (UPT)

Service Supplied

566,878 Annual Vehicle Revenue Miles (VRM)

37,448 Annual Vehicle Revenue Hours (VRH)

Summary of Operating Expenses (OE)

\$1,612,779 Total Operating Expenses

Database Information

NTDID: 4R06-40921

Reporter Type: Rural General Public Transit

Financial Information

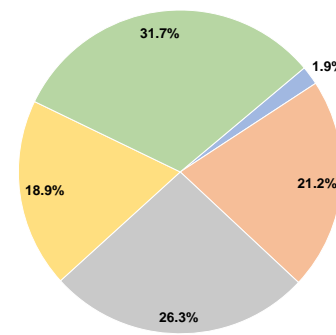
Sources of Operating Funds Expended

Fare Revenues	\$30,457	1.9%
Local Funds	\$341,660	21.2%
State Funds	\$424,128	26.3%
Federal Assistance	\$304,837	18.9%
Other Funds	\$511,697	31.7%
Total Operating Funds Expended	\$1,612,779	100.0%

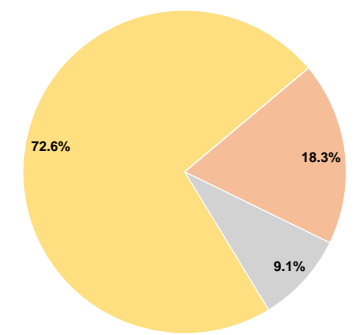
Sources of Capital Funds Expended

Fare Revenues	\$0	0.0%
Local Funds	\$11,730	18.3%
State Funds	\$5,804	9.1%
Federal Assistance	\$46,434	72.6%
Other Funds	\$0	0.0%
Total Capital Funds Expended	\$63,968	100.0%

Operating Funding Sources



Capital Funding Sources



Modal Characteristics

Operation Characteristics

Vehicles Operated at Maximum Service

Mode	Directly Operated	Purchased Transportation	Operating Expenses	Fare Revenues	Uses of Capital Funds	Annual Unlinked Trips	Annual Vehicle Revenue Miles	Annual Vehicle Revenue Hours
Demand Response	18	-	\$1,486,880	\$30,457	\$63,968	55,143	491,295	33,697
Demand Response - Taxi	-	2	\$125,899	\$0	\$0	3,797	75,583	3,751
Total	18	2	\$1,612,779	\$30,457	\$63,968	58,940	566,878	37,448

Performance Measures


Service Efficiency

Mode	Operating Expenses per Vehicle Revenue Mile	Operating Expenses per Vehicle Revenue Hour
Demand Response	\$3.03	\$44.12
Demand Response - Taxi	\$1.67	\$33.56
Total	\$2.85	\$43.07

Service Effectiveness

Mode	Operating Expenses per Unlinked Passenger Trip	Unlinked Trips per Vehicle Revenue Mile	Unlinked Trips per Vehicle Revenue Hour
Demand Response	\$26.96	0.1	1.6
Demand Response - Taxi	\$33.16	0.1	1.0
Total	\$27.36	0.1	1.6

Operating Expense per Vehicle Revenue Mile: Agency Total



Unlinked Passenger Trips per Vehicle Revenue Mile: Agency Total

