

Madison County Transportation Authority

2019 Annual Agency Profile

General Information

Service Consumption

21,526 Annual Unlinked Trips (UPT)

Service Supplied

266,747 Annual Vehicle Revenue Miles (VRM)
14,317 Annual Vehicle Revenue Hours (VRH)

Summary of Operating Expenses (OE)

\$541,901 Total Operating Expenses

Database Information

NTDID: 4R06-40976

Reporter Type: Rural General Public Transit

Financial Information

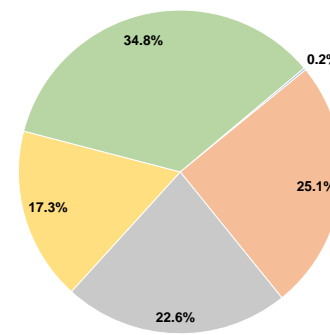
Sources of Operating Funds Expended

Fare Revenues	\$1,210	0.2%
Local Funds	\$135,879	25.1%
State Funds	\$122,236	22.6%
Federal Assistance	\$93,840	17.3%
Other Funds	\$188,736	34.8%
Total Operating Funds Expended	\$541,901	100.0%

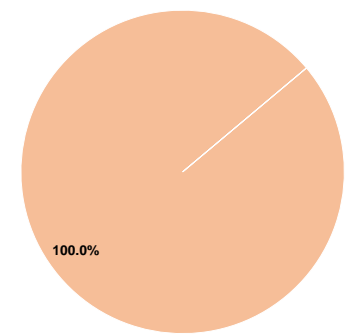
Sources of Capital Funds Expended

Fare Revenues	\$0	0.0%
Local Funds	\$799	100.0%
State Funds	\$0	0.0%
Federal Assistance	\$0	0.0%
Other Funds	\$0	0.0%
Total Capital Funds Expended	\$799	100.0%

Operating Funding Sources



Capital Funding Sources



Modal Characteristics

Operation Characteristics

Vehicles Operated at Maximum Service

Mode	Directly Operated	Purchased Transportation	Operating Expenses	Fare Revenues	Uses of Capital Funds	Annual Unlinked Trips	Annual Vehicle Revenue Miles	Annual Vehicle Revenue Hours
Demand Response	11	-	\$541,901	\$1,210	\$799	21,526	266,747	14,317
Total	11	-	\$541,901	\$1,210	\$799	21,526	266,747	14,317

Performance Measures

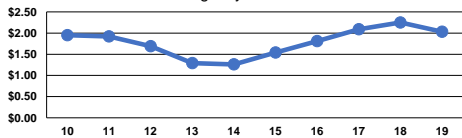
Service Efficiency

Mode	Operating Expenses per Vehicle Revenue Mile	Operating Expenses per Vehicle Revenue Hour
Demand Response	\$2.03	\$37.85
Total	\$2.03	\$37.85

Service Effectiveness

Mode	Operating Expenses per Unlinked Passenger Trip	Unlinked Trips per Vehicle Revenue Mile	Unlinked Trips per Vehicle Revenue Hour
Demand Response	\$25.17	0.1	1.5
Total	\$25.17	0.1	1.5

Operating Expense per Vehicle Revenue Mile: Agency Total



Unlinked Passenger Trips per Vehicle Revenue Mile: Agency Total

