

# Western Carolina Community Action

2019 Annual Agency Profile

## General Information

### Service Consumption

33,777 Annual Unlinked Trips (UPT)

### Service Supplied

138,453 Annual Vehicle Revenue Miles (VRM)  
14,252 Annual Vehicle Revenue Hours (VRH)

### Summary of Operating Expenses (OE)

\$701,158 Total Operating Expenses

### Database Information

NTDID: 4R06-40984

Reporter Type: Rural General Public Transit

## Financial Information

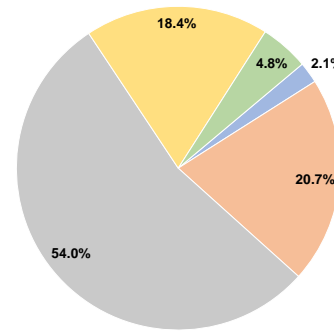
### Sources of Operating Funds Expended

Fare Revenues	\$14,808	2.1%
Local Funds	\$144,877	20.7%
State Funds	\$378,671	54.0%
Federal Assistance	\$128,824	18.4%
Other Funds	\$33,978	4.8%
<b>Total Operating Funds Expended</b>	<b>\$701,158</b>	<b>100.0%</b>

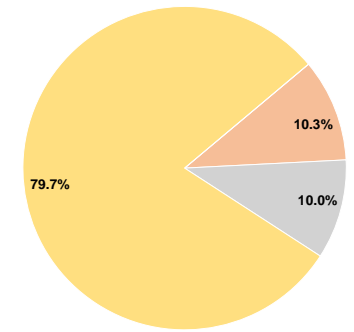
### Sources of Capital Funds Expended

Fare Revenues	\$0	0.0%
Local Funds	\$5,580	10.3%
State Funds	\$5,400	10.0%
Federal Assistance	\$43,200	79.7%
Other Funds	\$0	0.0%
<b>Total Capital Funds Expended</b>	<b>\$54,180</b>	<b>100.0%</b>

### Operating Funding Sources



### Capital Funding Sources



## Modal Characteristics

### Operation Characteristics

#### Vehicles Operated at Maximum Service

Mode	Directly Operated	Purchased Transportation	Operating Expenses	Fare Revenues	Uses of Capital Funds	Annual Unlinked Trips	Annual Vehicle Revenue Miles	Annual Vehicle Revenue Hours
Demand Response	8	-	\$701,158	\$14,808	\$54,180	33,777	138,453	14,252
<b>Total</b>	<b>8</b>	<b>-</b>	<b>\$701,158</b>	<b>\$14,808</b>	<b>\$54,180</b>	<b>33,777</b>	<b>138,453</b>	<b>14,252</b>

### Performance Measures


#### Service Efficiency

Mode	Operating Expenses per Vehicle Revenue Mile	Operating Expenses per Vehicle Revenue Hour
Demand Response	\$5.06	\$49.20
<b>Total</b>	<b>\$5.06</b>	<b>\$49.20</b>

#### Service Effectiveness

Mode	Operating Expenses per Unlinked Passenger Trip	Unlinked Trips per Vehicle Revenue Mile	Unlinked Trips per Vehicle Revenue Hour
Demand Response	\$20.76	0.2	2.4
<b>Total</b>	<b>\$20.76</b>	<b>0.2</b>	<b>2.4</b>

Operating Expense per Vehicle Revenue Mile: Agency Total



Unlinked Passenger Trips per Vehicle Revenue Mile: Agency Total

