

## Martin County 2019 Annual Agency Profile

### General Information

#### Service Consumption

26,507 Annual Unlinked Trips (UPT)

#### Service Supplied

258,060 Annual Vehicle Revenue Miles (VRM)  
14,485 Annual Vehicle Revenue Hours (VRH)

#### Summary of Operating Expenses (OE)

\$575,883 Total Operating Expenses

#### Database Information

NTDID: 4R06-40990

Reporter Type: Rural General Public Transit

### Financial Information

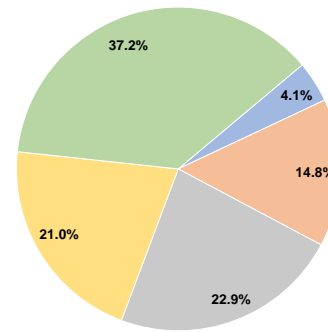
#### Sources of Operating Funds Expended

Fare Revenues	\$23,712	4.1%
Local Funds	\$85,051	14.8%
State Funds	\$132,111	22.9%
Federal Assistance	\$120,861	21.0%
Other Funds	\$214,148	37.2%
<b>Total Operating Funds Expended</b>	<b>\$575,883</b>	<b>100.0%</b>

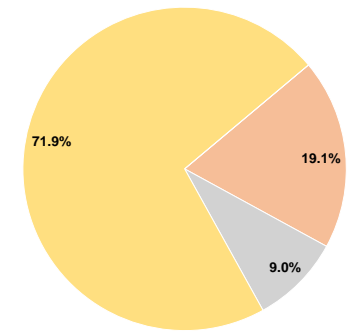
#### Sources of Capital Funds Expended

Fare Revenues	\$0	0.0%
Local Funds	\$59,668	19.1%
State Funds	\$28,150	9.0%
Federal Assistance	\$225,208	71.9%
Other Funds	\$0	0.0%
<b>Total Capital Funds Expended</b>	<b>\$313,026</b>	<b>100.0%</b>

#### Operating Funding Sources



#### Capital Funding Sources



### Modal Characteristics

#### Operation Characteristics

#### Vehicles Operated at Maximum Service

Mode	Directly Operated	Purchased Transportation	Operating Expenses	Fare Revenues	Uses of Capital Funds	Annual Unlinked Trips	Annual Vehicle Revenue Miles	Annual Vehicle Revenue Hours
Demand Response	8	-	\$575,883	\$23,712	\$313,026	26,507	258,060	14,485
<b>Total</b>	<b>8</b>	<b>-</b>	<b>\$575,883</b>	<b>\$23,712</b>	<b>\$313,026</b>	<b>26,507</b>	<b>258,060</b>	<b>14,485</b>

#### Performance Measures

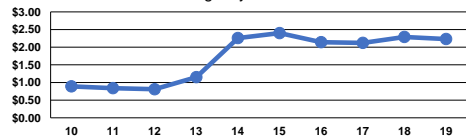
#### Service Efficiency

Mode	Operating Expenses per Vehicle Revenue Mile	Operating Expenses per Vehicle Revenue Hour
Demand Response	\$2.23	\$39.76
<b>Total</b>	<b>\$2.23</b>	<b>\$39.76</b>

#### Service Effectiveness

Mode	Operating Expenses per Unlinked Passenger Trip	Unlinked Trips per Vehicle Revenue Mile	Unlinked Trips per Vehicle Revenue Hour
Demand Response	\$21.73	0.1	1.8
<b>Total</b>	<b>\$21.73</b>	<b>0.1</b>	<b>1.8</b>

Operating Expense per Vehicle Revenue Mile: Agency Total



Unlinked Passenger Trips per Vehicle Revenue Mile: Agency Total

