

Kerr Area Transportation Authority

2019 Annual Agency Profile

General Information

Service Consumption

177,788 Annual Unlinked Trips (UPT)

Service Supplied

2,011,539 Annual Vehicle Revenue Miles (VRM)
 119,810 Annual Vehicle Revenue Hours (VRH)

Summary of Operating Expenses (OE)

\$3,297,324 Total Operating Expenses

Database Information

NTDID: 4R06-41048
 Reporter Type: Rural General Public Transit

Financial Information

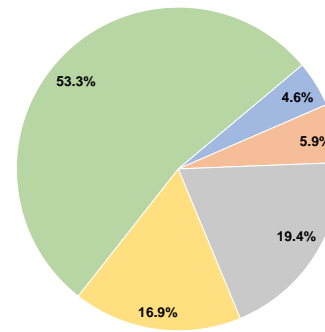
Sources of Operating Funds Expended

Fare Revenues	\$151,604	4.6%
Local Funds	\$194,223	5.9%
State Funds	\$638,389	19.4%
Federal Assistance	\$556,542	16.9%
Other Funds	\$1,756,566	53.3%
Total Operating Funds Expended	\$3,297,324	100.0%

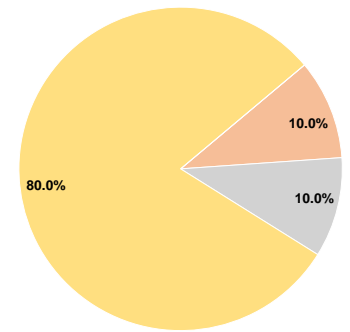
Sources of Capital Funds Expended

Fare Revenues	\$0	0.0%
Local Funds	\$442,008	10.0%
State Funds	\$442,007	10.0%
Federal Assistance	\$3,536,058	80.0%
Other Funds	\$0	0.0%
Total Capital Funds Expended	\$4,420,073	100.0%

Operating Funding Sources



Capital Funding Sources



Modal Characteristics

Operation Characteristics

Vehicles Operated at Maximum Service

Mode	Vehicles Operated at Maximum Service		Operating Expenses	Fare Revenues	Uses of Capital Funds	Annual Unlinked Trips	Annual Vehicle Revenue Miles	Annual Vehicle Revenue Hours
	Directly Operated	Purchased Transportation						
Demand Response	45	-	\$3,109,466	\$151,604	\$4,420,073	146,392	1,887,199	110,417
Bus	2	-	\$187,858	\$0	\$0	31,396	124,340	9,393
Total	47	-	\$3,297,324	\$151,604	\$4,420,073	177,788	2,011,539	119,810

Performance Measures

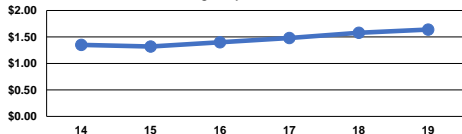
Service Efficiency

Mode	Operating Expenses per Vehicle Revenue Mile	Operating Expenses per Vehicle Revenue Hour
Demand Response	\$1.65	\$28.16
Bus	\$1.51	\$20.00
Total	\$1.64	\$27.52

Service Effectiveness

Mode	Operating Expenses per Unlinked Passenger Trip	Unlinked Trips per Vehicle Revenue Mile	Unlinked Trips per Vehicle Revenue Hour
Demand Response	\$21.24	0.1	1.3
Bus	\$5.98	0.3	3.3
Total	\$18.55	0.1	1.5

Operating Expense per Vehicle Revenue Mile: Agency Total



Unlinked Passenger Trips per Vehicle Revenue Mile: Agency Total

