

Transylvania County

2019 Annual Agency Profile

General Information

Service Consumption

26,459 Annual Unlinked Trips (UPT)

Service Supplied

127,525 Annual Vehicle Revenue Miles (VRM)
8,474 Annual Vehicle Revenue Hours (VRH)

Summary of Operating Expenses (OE)

\$362,648 Total Operating Expenses

Database Information

NTDID: 4R06-41115

Reporter Type: Rural General Public Transit

Financial Information

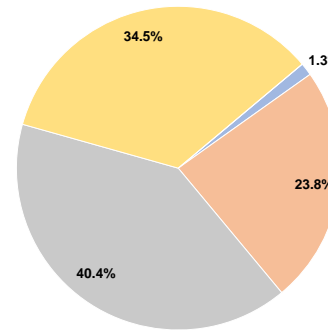
Sources of Operating Funds Expended

Fare Revenues	\$4,610	1.3%
Local Funds	\$86,315	23.8%
State Funds	\$146,546	40.4%
Federal Assistance	\$125,177	34.5%
Other Funds	\$0	0.0%
Total Operating Funds Expended	\$362,648	100.0%

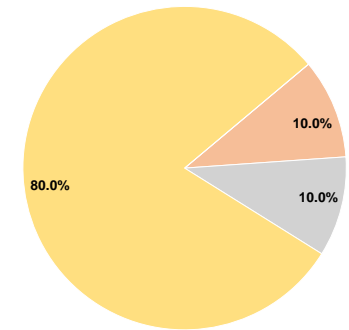
Sources of Capital Funds Expended

Fare Revenues	\$0	0.0%
Local Funds	\$11,075	10.0%
State Funds	\$11,075	10.0%
Federal Assistance	\$88,602	80.0%
Other Funds	\$0	0.0%
Total Capital Funds Expended	\$110,752	100.0%

Operating Funding Sources



Capital Funding Sources



Modal Characteristics

Operation Characteristics

Vehicles Operated at Maximum Service

Mode	Directly Operated	Purchased Transportation	Operating Expenses	Fare Revenues	Uses of Capital Funds	Annual Unlinked Trips	Annual Vehicle Revenue Miles	Annual Vehicle Revenue Hours
Demand Response	5	-	\$309,287	\$4,610	\$110,752	24,003	111,212	7,686
Demand Response - Taxi	-	1	\$53,361	\$0	\$0	2,456	16,313	788
Total	5	1	\$362,648	\$4,610	\$110,752	26,459	127,525	8,474

Performance Measures

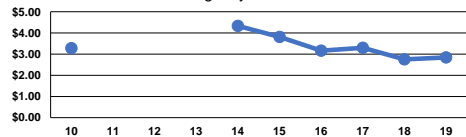
Service Efficiency

Mode	Operating Expenses per Vehicle Revenue Mile	Operating Expenses per Vehicle Revenue Hour
Demand Response	\$2.78	\$40.24
Demand Response - Taxi	\$3.27	\$67.72
Total	\$2.84	\$42.80

Service Effectiveness

Mode	Operating Expenses per Unlinked Passenger Trip	Unlinked Trips per Vehicle Revenue Mile	Unlinked Trips per Vehicle Revenue Hour
Demand Response	\$12.89	0.2	3.1
Demand Response - Taxi	\$21.73	0.2	3.1
Total	\$13.71	0.2	3.1

Operating Expense per Vehicle Revenue Mile: Agency Total



Unlinked Passenger Trips per Vehicle Revenue Mile: Agency Total

