

**General Information**

**Service Consumption**

26,667 Annual Unlinked Trips (UPT)

**Service Supplied**

215,415 Annual Vehicle Revenue Miles (VRM)  
14,024 Annual Vehicle Revenue Hours (VRH)

**Summary of Operating Expenses (OE)**

\$665,248 Total Operating Expenses

**Database Information**

NTDID: 4R06-41167

Reporter Type: Rural General Public Transit

**Financial Information**

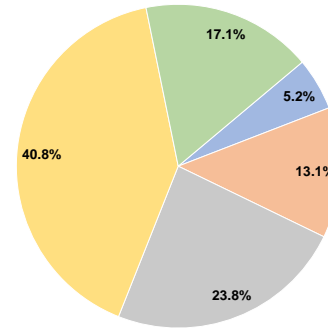
**Sources of Operating Funds Expended**

Fare Revenues	\$34,849	5.2%
Local Funds	\$86,834	13.1%
State Funds	\$158,573	23.8%
Federal Assistance	\$271,347	40.8%
Other Funds	\$113,645	17.1%
<b>Total Operating Funds Expended</b>	<b>\$665,248</b>	<b>100.0%</b>

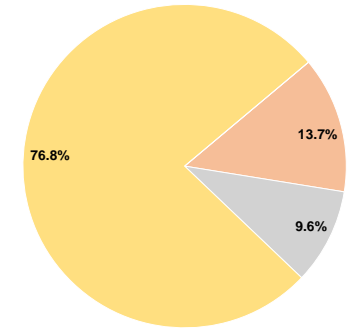
**Sources of Capital Funds Expended**

Fare Revenues	\$0	0.0%
Local Funds	\$1,021	13.7%
State Funds	\$716	9.6%
Federal Assistance	\$5,739	76.8%
Other Funds	\$0	0.0%
<b>Total Capital Funds Expended</b>	<b>\$7,476</b>	<b>100.0%</b>

**Operating Funding Sources**



**Capital Funding Sources**



**Modal Characteristics**

**Operation Characteristics**

**Vehicles Operated at Maximum Service**

Mode	Directly Operated	Purchased Transportation	Operating Expenses	Fare Revenues	Uses of Capital Funds	Annual Unlinked Trips	Annual Vehicle Revenue Miles	Annual Vehicle Revenue Hours
Demand Response	8	-	\$539,672	\$27,145	\$7,476	18,663	176,550	11,385
Bus	1	-	\$125,576	\$7,704	\$0	8,004	38,865	2,639
<b>Total</b>	<b>9</b>	<b>-</b>	<b>\$665,248</b>	<b>\$34,849</b>	<b>\$7,476</b>	<b>26,667</b>	<b>215,415</b>	<b>14,024</b>

**Performance Measures**

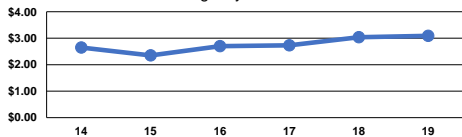
**Service Efficiency**

Mode	Operating Expenses per Vehicle Revenue Mile	Operating Expenses per Vehicle Revenue Hour
Demand Response	\$3.06	\$47.40
Bus	\$3.23	\$47.58
<b>Total</b>	<b>\$3.09</b>	<b>\$47.44</b>

**Service Effectiveness**

Mode	Operating Expenses per Unlinked Passenger Trip	Unlinked Trips per Vehicle Revenue Mile	Unlinked Trips per Vehicle Revenue Hour
Demand Response	\$28.92	0.1	1.6
Bus	\$15.69	0.2	3.0
<b>Total</b>	<b>\$24.95</b>	<b>0.1</b>	<b>1.9</b>

Operating Expense per Vehicle Revenue Mile: Agency Total



Unlinked Passenger Trips per Vehicle Revenue Mile: Agency Total

