

# Macon County

## 2019 Annual Agency Profile

### General Information

#### Service Consumption

46,298 Annual Unlinked Trips (UPT)

#### Service Supplied

366,680 Annual Vehicle Revenue Miles (VRM)  
23,706 Annual Vehicle Revenue Hours (VRH)

#### Summary of Operating Expenses (OE)

\$826,575 Total Operating Expenses

#### Database Information

NTDID: 4R06-41191

Reporter Type: Rural General Public Transit

### Financial Information

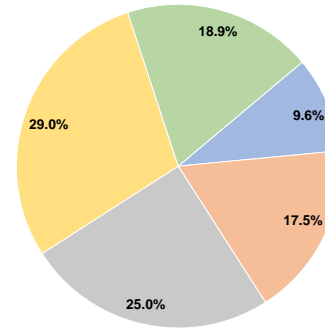
#### Sources of Operating Funds Expended

Fare Revenues	\$79,308	9.6%
Local Funds	\$144,246	17.5%
State Funds	\$206,516	25.0%
Federal Assistance	\$239,951	29.0%
Other Funds	\$156,554	18.9%
<b>Total Operating Funds Expended</b>	<b>\$826,575</b>	<b>100.0%</b>

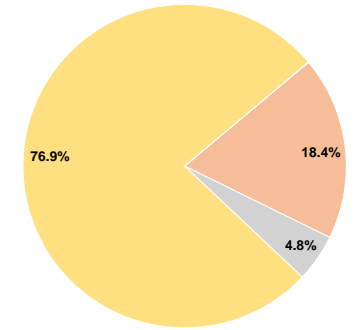
#### Sources of Capital Funds Expended

Fare Revenues	\$0	0.0%
Local Funds	\$83,810	18.4%
State Funds	\$21,734	4.8%
Federal Assistance	\$350,511	76.9%
Other Funds	\$0	0.0%
<b>Total Capital Funds Expended</b>	<b>\$456,055</b>	<b>100.0%</b>

#### Operating Funding Sources



#### Capital Funding Sources



### Modal Characteristics

#### Operation Characteristics

#### Vehicles Operated at Maximum Service

Mode	Directly Operated	Purchased Transportation	Operating Expenses	Fare Revenues	Uses of Capital Funds	Annual Unlinked Trips	Annual Vehicle Revenue Miles	Annual Vehicle Revenue Hours
Demand Response	9	-	\$673,498	\$63,295	\$456,055	32,552	299,707	19,047
Bus	2	-	\$153,077	\$16,013	\$0	13,746	66,973	4,659
<b>Total</b>	<b>11</b>	<b>-</b>	<b>\$826,575</b>	<b>\$79,308</b>	<b>\$456,055</b>	<b>46,298</b>	<b>366,680</b>	<b>23,706</b>

#### Performance Measures

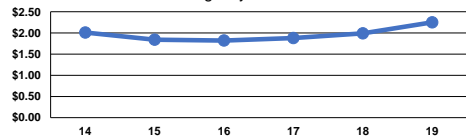
#### Service Efficiency

Mode	Operating Expenses per Vehicle Revenue Mile	Operating Expenses per Vehicle Revenue Hour
Demand Response	\$2.25	\$35.36
Bus	\$2.29	\$32.86
<b>Total</b>	<b>\$2.25</b>	<b>\$34.87</b>

#### Service Effectiveness

Mode	Operating Expenses per Unlinked Passenger Trip	Unlinked Trips per Vehicle Revenue Mile	Unlinked Trips per Vehicle Revenue Hour
Demand Response	\$20.69	0.1	1.7
Bus	\$11.14	0.2	3.0
<b>Total</b>	<b>\$17.85</b>	<b>0.1</b>	<b>2.0</b>

Operating Expense per Vehicle Revenue Mile: Agency Total



Unlinked Passenger Trips per Vehicle Revenue Mile: Agency Total

