

Edgefield County Senior Citizens Council

2019 Annual Agency Profile

General Information

Service Consumption

24,754 Annual Unlinked Trips (UPT)

Service Supplied

491,079 Annual Vehicle Revenue Miles (VRM)
14,224 Annual Vehicle Revenue Hours (VRH)

Summary of Operating Expenses (OE)

\$894,901 Total Operating Expenses

Database Information

NTDID: 4R07-40988

Reporter Type: Rural General Public Transit

Financial Information

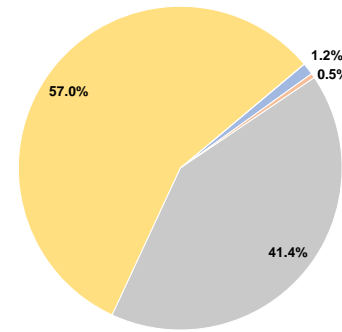
Sources of Operating Funds Expended

Fare Revenues	\$10,652	1.2%
Local Funds	\$4,200	0.5%
State Funds	\$370,263	41.4%
Federal Assistance	\$509,786	57.0%
Other Funds	\$0	0.0%
Total Operating Funds Expended	\$894,901	100.0%

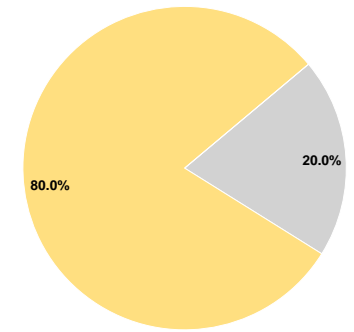
Sources of Capital Funds Expended

Fare Revenues	\$0	0.0%
Local Funds	\$0	0.0%
State Funds	\$17,098	20.0%
Federal Assistance	\$68,398	80.0%
Other Funds	\$0	0.0%
Total Capital Funds Expended	\$85,496	100.0%

Operating Funding Sources



Capital Funding Sources



Modal Characteristics

Operation Characteristics

Vehicles Operated at Maximum Service

Mode	Directly Operated	Purchased Transportation	Operating Expenses	Fare Revenues	Uses of Capital Funds	Annual Unlinked Trips	Annual Vehicle Revenue Miles	Annual Vehicle Revenue Hours
Demand Response	9	-	\$894,901	\$10,652	\$85,496	24,754	491,079	14,224
Total	9	-	\$894,901	\$10,652	\$85,496	24,754	491,079	14,224

Performance Measures

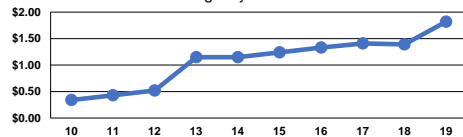
Service Efficiency

Mode	Operating Expenses per Vehicle Revenue Mile	Operating Expenses per Vehicle Revenue Hour
Demand Response	\$1.82	\$62.91
Total	\$1.82	\$62.91

Service Effectiveness

Mode	Operating Expenses per Unlinked Passenger Trip	Unlinked Trips per Vehicle Revenue Mile	Unlinked Trips per Vehicle Revenue Hour
Demand Response	\$36.15	0.1	1.7
Total	\$36.15	0.1	1.7

Operating Expense per Vehicle Revenue Mile: Agency Total



Unlinked Passenger Trips per Vehicle Revenue Mile: Agency Total

