

Generations Unlimited

2019 Annual Agency Profile

P.O. Box 1149
Barnwell, SC 29812

General Information

Service Consumption

57,852 Annual Unlinked Trips (UPT)

Service Supplied

698,271 Annual Vehicle Revenue Miles (VRM)
30,934 Annual Vehicle Revenue Hours (VRH)

Summary of Operating Expenses (OE)

\$1,031,667 Total Operating Expenses

Database Information

NTDID: 4R07-41002

Reporter Type: Rural General Public Transit

Financial Information

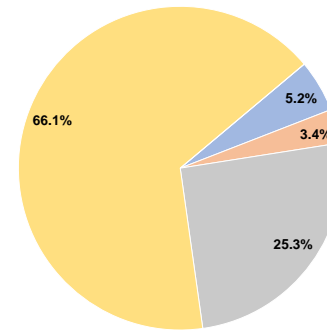
Sources of Operating Funds Expended

Fare Revenues	\$53,757	5.2%
Local Funds	\$35,179	3.4%
State Funds	\$260,627	25.3%
Federal Assistance	\$682,104	66.1%
Other Funds	\$0	0.0%
Total Operating Funds Expended	\$1,031,667	100.0%

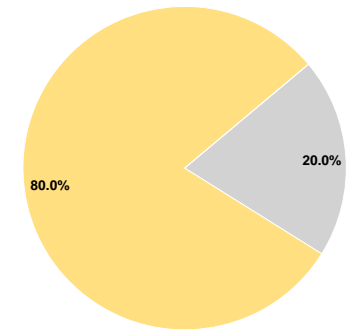
Sources of Capital Funds Expended

Fare Revenues	\$0	0.0%
Local Funds	\$0	0.0%
State Funds	\$34,954	20.0%
Federal Assistance	\$139,813	80.0%
Other Funds	\$0	0.0%
Total Capital Funds Expended	\$174,767	100.0%

Operating Funding Sources



Capital Funding Sources



Modal Characteristics

Operation Characteristics

Vehicles Operated at Maximum Service

Mode	Directly Operated	Purchased Transportation	Operating Expenses	Fare Revenues	Uses of Capital Funds	Annual Unlinked Trips	Annual Vehicle Revenue Miles	Annual Vehicle Revenue Hours
Demand Response	19	-	\$1,031,667	\$53,757	\$174,767	57,852	698,271	30,934
Total	19	-	\$1,031,667	\$53,757	\$174,767	57,852	698,271	30,934

Performance Measures

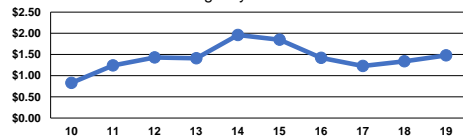
Service Efficiency

Mode	Operating Expenses per Vehicle Revenue Mile	Operating Expenses per Vehicle Revenue Hour
Demand Response	\$1.48	\$33.35
Total	\$1.48	\$33.35

Service Effectiveness

Mode	Operating Expenses per Unlinked Passenger Trip	Unlinked Trips per Vehicle Revenue Mile	Unlinked Trips per Vehicle Revenue Hour
Demand Response	\$17.83	0.1	1.9
Total	\$17.83	0.1	1.9

Operating Expense per Vehicle Revenue Mile: Agency Total



Unlinked Passenger Trips per Vehicle Revenue Mile: Agency Total

