

McCormick County Senior Center

2019 Annual Agency Profile

General Information

Service Consumption

15,249 Annual Unlinked Trips (UPT)

Service Supplied

248,995 Annual Vehicle Revenue Miles (VRM)
10,198 Annual Vehicle Revenue Hours (VRH)

Summary of Operating Expenses (OE)

\$433,205 Total Operating Expenses

Database Information

NTDID: 4R07-41042
Reporter Type: Rural General Public Transit

Financial Information

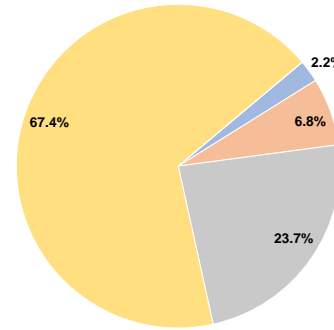
Sources of Operating Funds Expended

Fare Revenues	\$9,651	2.2%
Local Funds	\$29,299	6.8%
State Funds	\$102,477	23.7%
Federal Assistance	\$291,778	67.4%
Other Funds	\$0	0.0%
Total Operating Funds Expended	\$433,205	100.0%

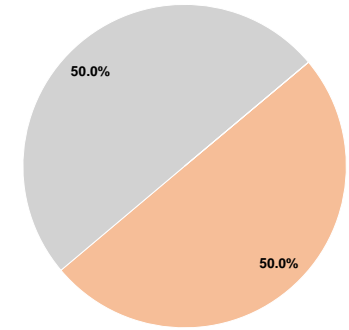
Sources of Capital Funds Expended

Fare Revenues	\$0	0.0%
Local Funds	\$2,882	50.0%
State Funds	\$2,885	50.0%
Federal Assistance	\$0	0.0%
Other Funds	\$0	0.0%
Total Capital Funds Expended	\$5,767	100.0%

Operating Funding Sources



Capital Funding Sources



Modal Characteristics

Operation Characteristics

Vehicles Operated at Maximum Service

Mode	Directly Operated	Purchased Transportation	Operating Expenses	Fare Revenues	Uses of Capital Funds	Annual Unlinked Trips	Annual Vehicle Revenue Miles	Annual Vehicle Revenue Hours
Demand Response	10	-	\$433,205	\$9,651	\$5,767	15,249	248,995	10,198
Total	10	-	\$433,205	\$9,651	\$5,767	15,249	248,995	10,198

Performance Measures

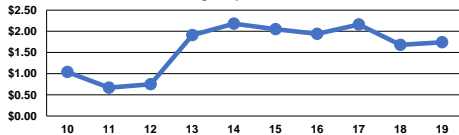
Service Efficiency

Mode	Operating Expenses per Vehicle Revenue Mile	Operating Expenses per Vehicle Revenue Hour
Demand Response	\$1.74	\$42.48
Total	\$1.74	\$42.48

Service Effectiveness

Mode	Operating Expenses per Unlinked Passenger Trip	Unlinked Trips per Vehicle Revenue Mile	Unlinked Trips per Vehicle Revenue Hour
Demand Response	\$28.41	0.1	1.5
Total	\$28.41	0.1	1.5

Operating Expense per Vehicle Revenue Mile: Agency Total



Unlinked Passenger Trips per Vehicle Revenue Mile: Agency Total

