

Senior Services Incorporated of Chester County

2019 Annual Agency Profile

General Information

Service Consumption

38,401 Annual Unlinked Trips (UPT)

Service Supplied

457,291 Annual Vehicle Revenue Miles (VRM)
22,051 Annual Vehicle Revenue Hours (VRH)

Summary of Operating Expenses (OE)

\$829,516 Total Operating Expenses

Database Information

NTDID: 4R07-41146

Reporter Type: Rural General Public Transit

Financial Information

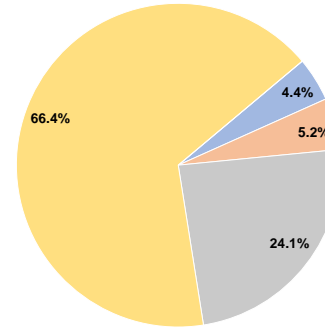
Sources of Operating Funds Expended

Fare Revenues	\$36,537	4.4%
Local Funds	\$42,793	5.2%
State Funds	\$199,514	24.1%
Federal Assistance	\$550,672	66.4%
Other Funds	\$0	0.0%
Total Operating Funds Expended	\$829,516	100.0%

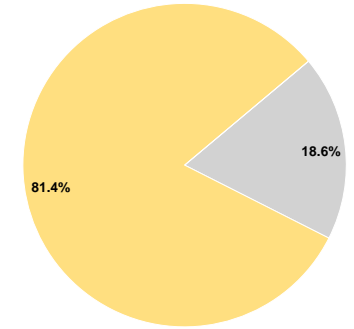
Sources of Capital Funds Expended

Fare Revenues	\$0	0.0%
Local Funds	\$0	0.0%
State Funds	\$24,041	18.6%
Federal Assistance	\$105,442	81.4%
Other Funds	\$0	0.0%
Total Capital Funds Expended	\$129,483	100.0%

Operating Funding Sources



Capital Funding Sources



Modal Characteristics

Operation Characteristics

Vehicles Operated at Maximum Service

Mode	Directly Operated	Purchased Transportation	Operating Expenses	Fare Revenues	Uses of Capital Funds	Annual Unlinked Trips	Annual Vehicle Revenue Miles	Annual Vehicle Revenue Hours
Demand Response	16	-	\$829,516	\$36,537	\$129,483	38,401	457,291	22,051
Total	16	-	\$829,516	\$36,537	\$129,483	38,401	457,291	22,051

Performance Measures

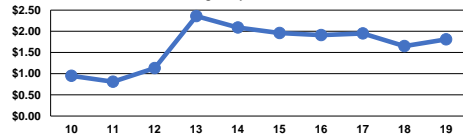
Service Efficiency

Mode	Operating Expenses per Vehicle Revenue Mile	Operating Expenses per Vehicle Revenue Hour
Demand Response	\$1.81	\$37.62
Total	\$1.81	\$37.62

Service Effectiveness

Mode	Operating Expenses per Unlinked Passenger Trip	Unlinked Trips per Vehicle Revenue Mile	Unlinked Trips per Vehicle Revenue Hour
Demand Response	\$21.60	0.1	1.7
Total	\$21.60	0.1	1.7

Operating Expense per Vehicle Revenue Mile: Agency Total



Unlinked Passenger Trips per Vehicle Revenue Mile: Agency Total

