

Municipality of Orocovis

2019 Annual Agency Profile

<https://act.dtop.pr.gov>

P.O. Box 2106

Orocovis, PR 00720-2106

General Information

Service Consumption

16,051 Annual Unlinked Trips (UPT)

Service Supplied

17,488 Annual Vehicle Revenue Miles (VRM)

2,556 Annual Vehicle Revenue Hours (VRH)

Summary of Operating Expenses (OE)

\$40,340 Total Operating Expenses

Database Information

NTDID: 4R09-40958

Reporter Type: Rural General Public Transit

Financial Information

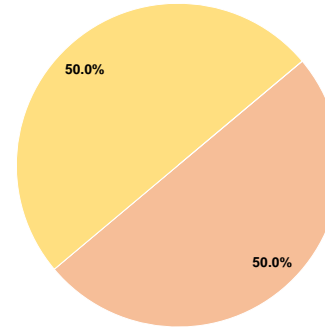
Sources of Operating Funds Expended

Fare Revenues	\$0	0.0%
Local Funds	\$20,170	50.0%
State Funds	\$0	0.0%
Federal Assistance	\$20,170	50.0%
Other Funds	\$0	0.0%
Total Operating Funds Expended	\$40,340	100.0%

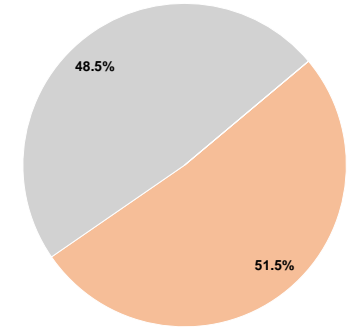
Sources of Capital Funds Expended

Fare Revenues	\$0	0.0%
Local Funds	\$20,181	51.5%
State Funds	\$19,003	48.5%
Federal Assistance	\$0	0.0%
Other Funds	\$0	0.0%
Total Capital Funds Expended	\$39,184	100.0%

Operating Funding Sources



Capital Funding Sources



Modal Characteristics

Operation Characteristics

Vehicles Operated at Maximum Service

Mode	Directly Operated	Purchased Transportation	Operating Expenses	Fare Revenues	Uses of Capital Funds	Annual Unlinked Trips	Annual Vehicle Revenue Miles	Annual Vehicle Revenue Hours
Bus	2	-	\$40,340	\$0	\$39,184	16,051	17,488	2,556
Total	2	-	\$40,340	\$0	\$39,184	16,051	17,488	2,556

Performance Measures

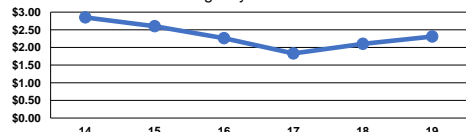
Service Efficiency

Mode	Operating Expenses per Vehicle Revenue Mile	Operating Expenses per Vehicle Revenue Hour
Bus	\$2.31	\$15.78
Total	\$2.31	\$15.78

Service Effectiveness

Mode	Operating Expenses per Unlinked Passenger Trip	Unlinked Trips per Vehicle Revenue Mile	Unlinked Trips per Vehicle Revenue Hour
Bus	\$2.51	0.9	6.3
Total	\$2.51	0.9	6.3

Operating Expense per Vehicle Revenue Mile: Agency Total



Unlinked Passenger Trips per Vehicle Revenue Mile: Agency Total

