

Red Cliff Band of Lake Superior Chippewa dba Red Cliff (Miskwaabekong) Transit

2019 Annual Agency Profile

Transportation Planner: Mr. Jeffrey Benton
 715-779-3700

General Information

Federally Recognized Tribal Statistical Areas
 Red Cliff Reservation and Off-Reservation Trust Land, WI

Service Consumption
 21,934 Annual Unlinked Trips (UPT)

Service Supplied
 90,655 Annual Vehicle Revenue Miles (VRM)
 5,500 Annual Vehicle Revenue Hours (VRH)

Database Information
 NTDID: 50013
 Reporter Type: Tribal Reporter

Financial Information

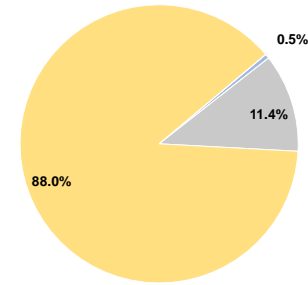
Sources of Operating Funds Expended

Fare Revenues	\$1,525	0.5%
Local Funds	\$0	0.0%
State Funds	\$33,191	11.4%
Federal Assistance	\$255,461	88.0%
Other Funds	\$0	0.0%
Total Operating Funds Expended	\$290,177	100.0%

Sources of Capital Funds Expended

Fare Revenues	\$0
Local Funds	\$0
State Funds	\$0
Federal Assistance	\$0
Other Funds	\$0
Total Capital Funds Expended	\$0

Operating Funding Sources



Modal Characteristics

Operation Characteristics

Vehicles Operated at Maximum Service

Mode	Directly Operated	Purchased Transportation	Operating Expenses	Fare Revenues	Uses of Capital Funds	Annual Unlinked Trips	Annual Vehicle Revenue Miles	Annual Vehicle Revenue Hours	Average Fleet Age in Years ^a
Demand Response	2	-	\$248,463	\$1,525	\$0	21,934	90,655	5,500	3.7
Total	2	-	\$248,463	\$1,525	\$0	21,934	90,655	5,500	

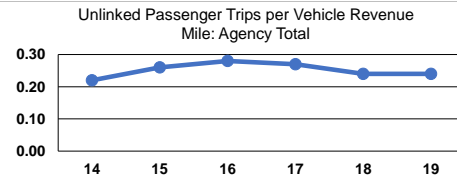
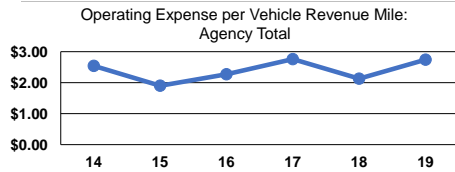
Performance Measures

Service Efficiency

Mode	Operating Expenses per Vehicle Revenue Mile	Operating Expenses per Vehicle Revenue Hour
Demand Response	\$2.74	\$45.18
Total	\$2.74	\$45.18

Service Effectiveness

Mode	Operating Expenses per Unlinked Passenger Trip	Unlinked Trips per Vehicle Revenue Mile	Unlinked Trips per Vehicle Revenue Hour
Demand Response	\$11.33	0.2	4.0
Total	\$11.33	0.2	4.0



Notes:

^aDemand Response - Taxi (DT) and non-dedicated fleets do not report fleet age data.