

General Information

Federally Recognized Tribal Statistical Areas

Forest County Potawatomi Community and Off-Reservation Trust Land, WI

Service Consumption

2,225 Annual Unlinked Trips (UPT)

Service Supplied

37,409 Annual Vehicle Revenue Miles (VRM)

1,381 Annual Vehicle Revenue Hours (VRH)

Database Information

NTDID: 50014

Reporter Type: Tribal Reporter

Financial Information

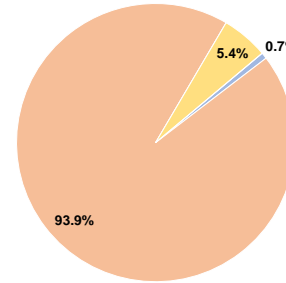
Sources of Operating Funds Expended

Fare Revenues	\$977	0.7%
Local Funds	\$126,958	93.9%
State Funds	\$0	0.0%
Federal Assistance	\$7,335	5.4%
Other Funds	\$0	0.0%
Total Operating Funds Expended	\$135,270	100.0%

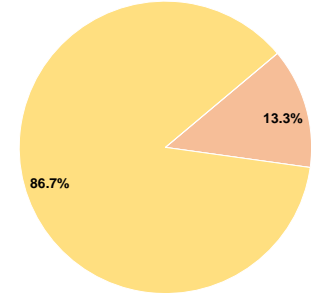
Sources of Capital Funds Expended

Fare Revenues	\$0	0.0%
Local Funds	\$27,991	13.3%
State Funds	\$0	0.0%
Federal Assistance	\$182,262	86.7%
Other Funds	\$0	0.0%
Total Capital Funds Expended	\$210,253	100.0%

Operating Funding Sources



Capital Funding Sources



Modal Characteristics

Operation Characteristics

Vehicles Operated at Maximum Service

Mode	Directly Operated	Purchased Transportation	Operating Expenses	Fare Revenues	Uses of Capital Funds	Annual Unlinked Trips	Annual Vehicle Revenue Miles	Annual Vehicle Revenue Hours	Average Fleet Age in Years ^a
Bus	2	-	\$135,270	\$977	\$210,253	2,225	37,409	1,381	2.5
Total	2	-	\$135,270	\$977	\$210,253	2,225	37,409	1,381	

Performance Measures


Service Efficiency

Mode	Operating Expenses per Vehicle Revenue Mile	Operating Expenses per Vehicle Revenue Hour
Bus	\$3.62	\$97.95
Total	\$3.62	\$97.95

Service Effectiveness

Mode	Operating Expenses per Unlinked Passenger Trip	Unlinked Trips per Vehicle Revenue Mile	Unlinked Trips per Vehicle Revenue Hour
Bus	\$60.80	0.1	1.6
Total	\$60.80	0.1	1.6

Operating Expense per Vehicle Revenue Mile: Agency Total



Unlinked Passenger Trips per Vehicle Revenue Mile: Agency Total



Notes:

^aDemand Response - Taxi (DT) and non-dedicated fleets do not report fleet age data.