

General Information

Urbanized Area (UZA) Statistics - 2010 Census

Weirton-Steubenville, WV-OH-PA
 51 **Square Miles**
 70,889 **Population**
 389 **Pop. Rank out of 498 UZAs**

Service Area Statistics

13 **Square Miles**
 22,113 **Population**

Service Consumption

170,804 **Annual Unlinked Trips (UPT)**

Service Supplied

269,064 **Annual Vehicle Revenue Miles (VRM)**
 17,503 **Annual Vehicle Revenue Hours (VRH)**

Database Information

NTDID: 50142
 Reporter Type: Reduced Reporter

Financial Information

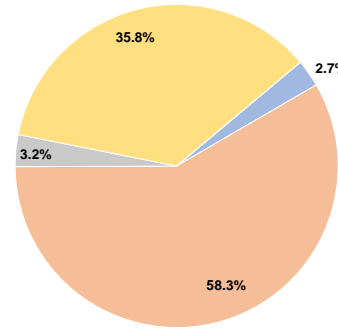
Sources of Operating Funds Expended

Fare Revenues	\$39,423	2.7%
Local Funds	\$839,134	58.3%
State Funds	\$45,934	3.2%
Federal Assistance	\$514,714	35.8%
Other Funds	\$0	0.0%
Total Operating Funds Expended	\$1,439,205	100.0%

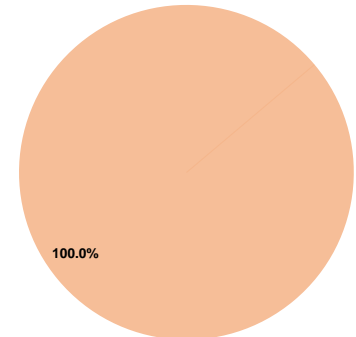
Sources of Capital Funds Expended

Fare Revenues	\$0	0.0%
Local Funds	\$198,310	100.0%
State Funds	\$0	0.0%
Federal Assistance	\$0	0.0%
Other Funds	\$0	0.0%
Total Capital Funds Expended	\$198,310	100.0%

Operating Funding Sources



Capital Funding Sources



Modal Characteristics

Operation Characteristics

Vehicles Operated at Maximum Service

Mode	Directly Operated	Purchased Transportation	Operating Expenses	Fare Revenues	Uses of Capital Funds	Annual Unlinked Trips	Annual Vehicle Revenue Miles	Annual Vehicle Revenue Hours	Average Fleet Age in Years ^a
Demand Response	1	-	\$125,039	\$1,728	\$0	1,728	12,828	1,351	6.0
Bus	7	-	\$1,314,166	\$37,695	\$198,310	169,076	256,236	16,152	5.0
Total	8	-	\$1,439,205	\$39,423	\$198,310	170,804	269,064	17,503	

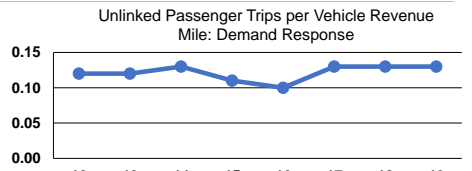
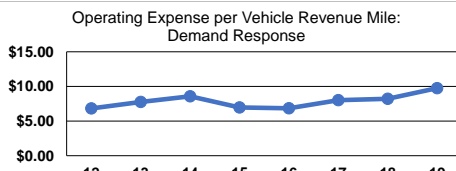
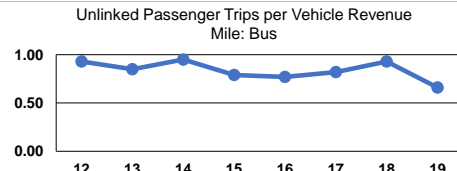
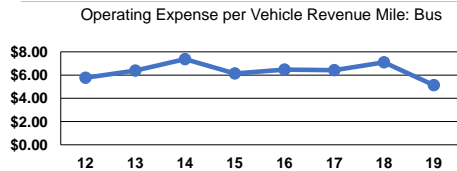
Performance Measures

Service Efficiency

Mode	Operating Expenses per Vehicle Revenue Mile	Operating Expenses per Vehicle Revenue Hour
Demand Response	\$9.75	\$92.55
Bus	\$5.13	\$81.36
Total	\$5.35	\$82.23

Service Effectiveness

Mode	Operating Expenses per Unlinked Passenger Trip	Unlinked Trips per Vehicle Revenue Mile	Unlinked Trips per Vehicle Revenue Hour
Demand Response	\$72.36	0.1	1.3
Bus	\$7.77	0.7	10.5
Total	\$8.43	0.6	9.8



Notes:
^aDemand Response - Taxi (DT) and non-dedicated fleets do not report fleet age data.