

General Information

Urbanized Area (UZA) Statistics - 2010 Census

Chicago, IL-IN
2,443 **Square Miles**
8,608,208 **Population**
3 **Pop. Rank out of 498 UZAs**

Service Area Statistics

522 **Square Miles**
164,343 **Population**

Service Consumption

25,353 **Annual Unlinked Trips (UPT)**

Service Supplied

223,719 **Annual Vehicle Revenue Miles (VRM)**
18,252 **Annual Vehicle Revenue Hours (VRH)**

Database Information

NTDID: 50179

Reporter Type: Reduced Reporter

Financial Information

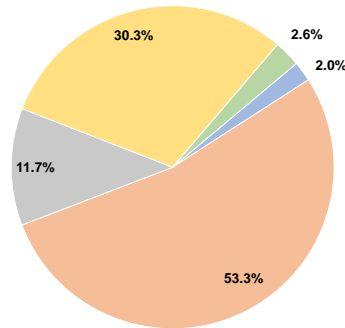
Sources of Operating Funds Expended

Fare Revenues	\$15,270	2.0%
Local Funds	\$404,732	53.3%
State Funds	\$89,146	11.7%
Federal Assistance	\$230,551	30.3%
Other Funds	\$20,012	2.6%
Total Operating Funds Expended	\$759,711	100.0%

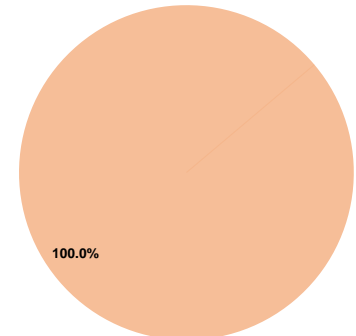
Sources of Capital Funds Expended

Fare Revenues	\$0	0.0%
Local Funds	\$25,883	100.0%
State Funds	\$0	0.0%
Federal Assistance	\$0	0.0%
Other Funds	\$0	0.0%
Total Capital Funds Expended	\$25,883	100.0%

Operating Funding Sources



Capital Funding Sources



Modal Characteristics

Operation Characteristics

Vehicles Operated at Maximum Service

Mode	Directly Operated	Purchased Transportation	Operating Expenses	Fare Revenues	Uses of Capital Funds	Annual Unlinked Trips	Annual Vehicle Revenue Miles	Annual Vehicle Revenue Hours	Average Fleet Age in Years ^a
Demand Response	8	-	\$759,711	\$15,270	\$25,883	25,353	223,719	18,252	3.9
Total	8	-	\$759,711	\$15,270	\$25,883	25,353	223,719	18,252	

Performance Measures

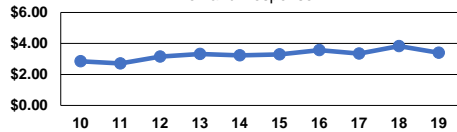
Service Efficiency

Mode	Operating Expenses per Vehicle Revenue Mile	Operating Expenses per Vehicle Revenue Hour
Demand Response	\$3.40	\$41.62
Total	\$3.40	\$41.62

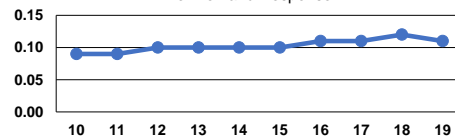
Service Effectiveness

Mode	Operating Expenses per Unlinked Passenger Trip	Unlinked Trips per Vehicle Revenue Mile	Unlinked Trips per Vehicle Revenue Hour
Demand Response	\$29.97	0.1	1.4
Total	\$29.97	0.1	1.4

Operating Expense per Vehicle Revenue Mile: Demand Response



Unlinked Passenger Trips per Vehicle Revenue Mile: Demand Response



Notes:

^aDemand Response - Taxi (DT) and non-dedicated fleets do not report fleet age data.