

**General Information**

**Urbanized Area (UZA) Statistics - 2010 Census**

Mansfield, OH  
 50 **Square Miles**  
 75,250 **Population**  
 372 **Pop. Rank out of 498 UZAs**

**Service Area Statistics**

6 **Square Miles**  
 9,317 **Population**

**Service Consumption**

4,655 **Annual Unlinked Trips (UPT)**

**Service Supplied**

10,239 **Annual Vehicle Revenue Miles (VRM)**  
 1,632 **Annual Vehicle Revenue Hours (VRH)**

**Database Information**

NTDID: 50195

Reporter Type: Reduced Reporter

**Financial Information**

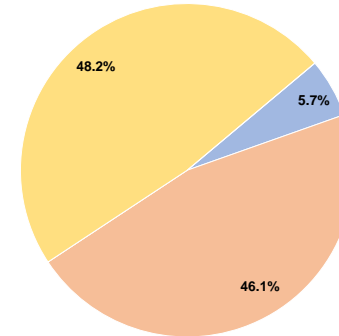
**Sources of Operating Funds Expended**

Fare Revenues	\$1,795	5.7%
Local Funds	\$14,535	46.1%
State Funds	\$0	0.0%
Federal Assistance	\$15,173	48.2%
Other Funds	\$0	0.0%
<b>Total Operating Funds Expended</b>	<b>\$31,503</b>	<b>100.0%</b>

**Sources of Capital Funds Expended**

Fare Revenues	\$0
Local Funds	\$0
State Funds	\$0
Federal Assistance	\$0
Other Funds	\$0
<b>Total Capital Funds Expended</b>	<b>\$0</b>

**Operating Funding Sources**



**Modal Characteristics**

**Operation Characteristics**

**Vehicles Operated at Maximum Service**

Mode	Directly Operated	Purchased Transportation	Operating Expenses	Fare Revenues	Uses of Capital Funds	Annual Unlinked Trips	Annual Vehicle Revenue Miles	Annual Vehicle Revenue Hours	Average Fleet Age in Years <sup>a</sup>
Demand Response	1	-	\$31,503	\$1,795	\$0	4,655	10,239	1,632	7.0
<b>Total</b>	<b>1</b>	<b>-</b>	<b>\$31,503</b>	<b>\$1,795</b>	<b>\$0</b>	<b>4,655</b>	<b>10,239</b>	<b>1,632</b>	

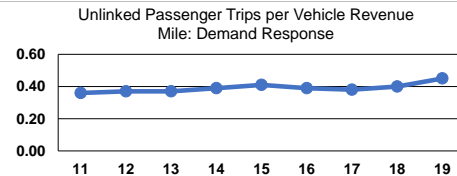
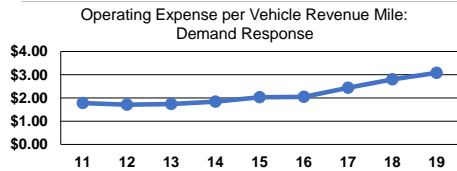
**Performance Measures**

**Service Efficiency**

Mode	Operating Expenses per Vehicle Revenue Mile	Operating Expenses per Vehicle Revenue Hour
Demand Response	\$3.08	\$19.30
<b>Total</b>	<b>\$3.08</b>	<b>\$19.30</b>

**Service Effectiveness**

Mode	Operating Expenses per Unlinked Passenger Trip	Unlinked Trips per Vehicle Revenue Mile	Unlinked Trips per Vehicle Revenue Hour
Demand Response	\$6.77	0.5	2.9
<b>Total</b>	<b>\$6.77</b>	<b>0.5</b>	<b>2.9</b>



**Notes:**

<sup>a</sup>Demand Response - Taxi (DT) and non-dedicated fleets do not report fleet age data.