

General Information

Federally Recognized Tribal Statistical Areas
Bois Forte Reservation and Off-Reservation Trust Land, MN

Service Consumption
31,109 Annual Unlinked Trips (UPT)

Service Supplied
250,370 Annual Vehicle Revenue Miles (VRM)
14,647 Annual Vehicle Revenue Hours (VRH)

Database Information
NTDID: 55252
Reporter Type: Tribal Reporter

Financial Information

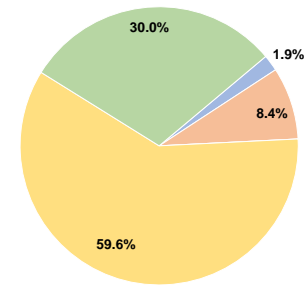
Sources of Operating Funds Expended

Fare Revenues	\$10,707	1.9%
Local Funds	\$47,500	8.4%
State Funds	\$0	0.0%
Federal Assistance	\$336,332	59.6%
Other Funds	\$169,342	30.0%
Total Operating Funds Expended	\$563,881	100.0%

Sources of Capital Funds Expended

Fare Revenues	\$0
Local Funds	\$0
State Funds	\$0
Federal Assistance	\$0
Other Funds	\$0
Total Capital Funds Expended	\$0

Operating Funding Sources



Modal Characteristics

Operation Characteristics

Vehicles Operated at Maximum Service

Mode	Directly Operated	Purchased Transportation	Operating Expenses	Fare Revenues	Uses of Capital Funds	Annual Unlinked Trips	Annual Vehicle Revenue Miles	Annual Vehicle Revenue Hours	Average Fleet Age in Years ^a
Commuter Bus	4	-	\$117,287	\$2,934	\$0	4,694	42,557	1,439	4.5
Demand Response	5	-	\$446,594	\$7,773	\$0	26,415	207,813	13,208	1.0
Total	9	-	\$563,881	\$10,707	\$0	31,109	250,370	14,647	

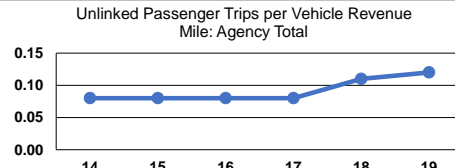
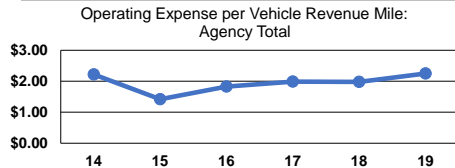
Performance Measures

Service Efficiency

Mode	Operating Expenses per Vehicle Revenue Mile	Operating Expenses per Vehicle Revenue Hour
Commuter Bus	\$2.76	\$81.51
Demand Response	\$2.15	\$33.81
Total	\$2.25	\$38.50

Service Effectiveness

Mode	Operating Expenses per Unlinked Passenger Trip	Unlinked Trips per Vehicle Revenue Mile	Unlinked Trips per Vehicle Revenue Hour
Commuter Bus	\$24.99	0.1	3.3
Demand Response	\$16.91	0.1	2.0
Total	\$18.13	0.1	2.1



Notes:

^aDemand Response - Taxi (DT) and non-dedicated fleets do not report fleet age data.