

**General Information**

**Federally Recognized Tribal Statistical Areas**  
 Leech Lake Reservation and Off-Reservation Trust Land, MN

**Service Consumption**  
 13,057 Annual Unlinked Trips (UPT)

**Service Supplied**  
 43,361 Annual Vehicle Revenue Miles (VRM)  
 2,995 Annual Vehicle Revenue Hours (VRH)

**Database Information**  
 NTDID: 55258  
 Reporter Type: Tribal Reporter

**Financial Information**

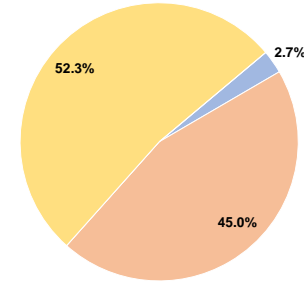
**Sources of Operating Funds Expended**

|                                       |                  |               |
|---------------------------------------|------------------|---------------|
| Fare Revenues                         | \$6,355          | 2.7%          |
| Local Funds                           | \$105,500        | 45.0%         |
| State Funds                           | \$0              | 0.0%          |
| Federal Assistance                    | \$122,615        | 52.3%         |
| Other Funds                           | \$0              | 0.0%          |
| <b>Total Operating Funds Expended</b> | <b>\$234,470</b> | <b>100.0%</b> |

**Sources of Capital Funds Expended**

|                                     |            |
|-------------------------------------|------------|
| Fare Revenues                       | \$0        |
| Local Funds                         | \$0        |
| State Funds                         | \$0        |
| Federal Assistance                  | \$0        |
| Other Funds                         | \$0        |
| <b>Total Capital Funds Expended</b> | <b>\$0</b> |

**Operating Funding Sources**



**Modal Characteristics**

**Operation Characteristics**

**Vehicles Operated at Maximum Service**

| Mode            | Directly Operated | Purchased Transportation | Operating Expenses | Fare Revenues  | Uses of Capital Funds | Annual Unlinked Trips | Annual Vehicle Revenue Miles | Annual Vehicle Revenue Hours | Average Fleet Age in Years <sup>a</sup> |
|-----------------|-------------------|--------------------------|--------------------|----------------|-----------------------|-----------------------|------------------------------|------------------------------|---|
| Demand Response | 2                 | -                        | \$234,470          | \$6,355        | \$0                   | 13,057                | 43,361                       | 2,995                        | 8.0                                     |
| <b>Total</b>    | <b>2</b>          | <b>-</b>                 | <b>\$234,470</b>   | <b>\$6,355</b> | <b>\$0</b>            | <b>13,057</b>         | <b>43,361</b>                | <b>2,995</b>                 |   |

**Performance Measures**

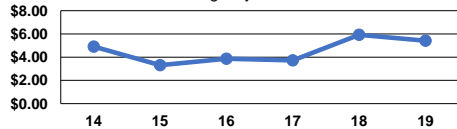
**Service Efficiency**

| Mode            | Operating Expenses per Vehicle Revenue Mile | Operating Expenses per Vehicle Revenue Hour |
|-----------------|---|---|
| Demand Response | \$5.41                                      | \$78.29                                     |
| <b>Total</b>    | <b>\$5.41</b>                               | <b>\$78.29</b>                              |

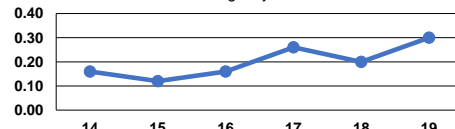
**Service Effectiveness**

| Mode            | Operating Expenses per Unlinked Passenger Trip | Unlinked Trips per Vehicle Revenue Mile | Unlinked Trips per Vehicle Revenue Hour |
|-----------------|--|---|---|
| Demand Response | \$17.96  | 0.3                                     | 4.4                                     |
| <b>Total</b>    | <b>\$17.96</b>                                 | <b>0.3</b>                              | <b>4.4</b>                              |

Operating Expense per Vehicle Revenue Mile: Agency Total



Unlinked Passenger Trips per Vehicle Revenue Mile: Agency Total



**Notes:**

<sup>a</sup>Demand Response - Taxi (DT) and non-dedicated fleets do not report fleet age data.