

General Information

Financial Information

Urbanized Area (UZA) Statistics - 2010 Census

Madison, WI
151 **Square Miles**
401,661 **Population**
92 **Pop. Rank out of 498 UZAs**

Service Area Statistics

64 **Square Miles**
12,834 **Population**

Service Consumption

29,562 **Annual Unlinked Trips (UPT)**

Service Supplied

93,837 **Annual Vehicle Revenue Miles (VRM)**
11,180 **Annual Vehicle Revenue Hours (VRH)**

Database Information

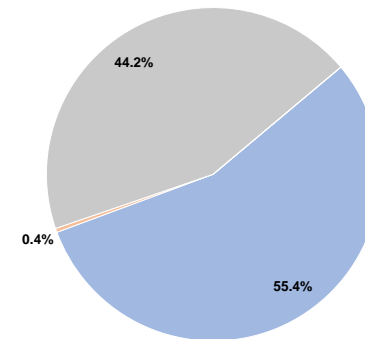
NTDID: 55308

Reporter Type: Reduced Reporter

Sources of Operating Funds Expended

Fare Revenues	\$186,381	55.4%
Local Funds	\$1,300	0.4%
State Funds	\$148,453	44.2%
Federal Assistance	\$0	0.0%
Other Funds	\$0	0.0%
Total Operating Funds Expended	\$336,134	100.0%

Operating Funding Sources



Sources of Capital Funds Expended

Fare Revenues	\$0
Local Funds	\$0
State Funds	\$0
Federal Assistance	\$0
Other Funds	\$0
Total Capital Funds Expended	\$0

Modal Characteristics

Operation Characteristics

Vehicles Operated at Maximum Service

Mode	Directly Operated	Purchased Transportation	Operating Expenses	Fare Revenues	Uses of Capital Funds	Annual Unlinked Trips	Annual Vehicle Revenue Miles	Annual Vehicle Revenue Hours	Average Fleet Age in Years ^a
Demand Response - Taxi	-	5	\$336,134	\$186,381	\$0	29,562	93,837	11,180	0.0
Total	-	5	\$336,134	\$186,381	\$0	29,562	93,837	11,180	

Performance Measures

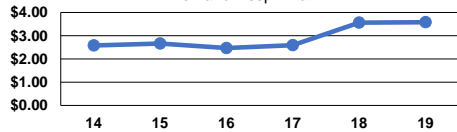
Service Efficiency

Mode	Operating Expenses per Vehicle Revenue Mile	Operating Expenses per Vehicle Revenue Hour
Demand Response - Taxi	\$3.58	\$30.07
Total	\$3.58	\$30.07

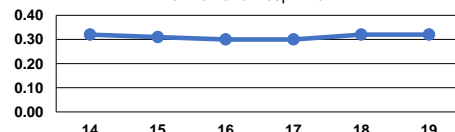
Service Effectiveness

Mode	Operating Expenses per Unlinked Passenger Trip	Unlinked Trips per Vehicle Revenue Mile	Unlinked Trips per Vehicle Revenue Hour
Demand Response - Taxi	\$11.37	0.3	2.6
Total	\$11.37	0.3	2.6

Operating Expense per Vehicle Revenue Mile: Demand Resp. - Taxi



Unlinked Passenger Trips per Vehicle Revenue Mile: Demand Resp. - Taxi



Notes:

^aDemand Response - Taxi (DT) and non-dedicated fleets do not report fleet age data.