

General Information

Service Consumption

13,629 Annual Unlinked Trips (UPT)

Service Supplied

310,963 Annual Vehicle Revenue Miles (VRM)
12,190 Annual Vehicle Revenue Hours (VRH)

Summary of Operating Expenses (OE)

\$365,956 Total Operating Expenses

Database Information

NTDID: 5R01-50234

Reporter Type: Rural General Public Transit

Financial Information

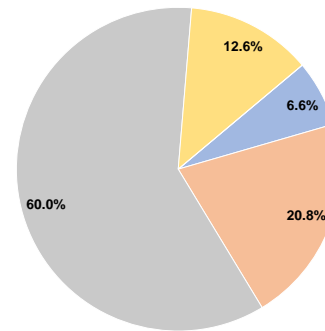
Sources of Operating Funds Expended

Fare Revenues	\$24,233	6.6%
Local Funds	\$76,185	20.8%
State Funds	\$219,545	60.0%
Federal Assistance	\$45,993	12.6%
Other Funds	\$0	0.0%
Total Operating Funds Expended	\$365,956	100.0%

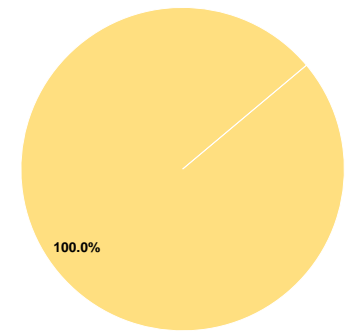
Sources of Capital Funds Expended

Fare Revenues	\$0	0.0%
Local Funds	\$0	0.0%
State Funds	\$0	0.0%
Federal Assistance	\$76,176	100.0%
Other Funds	\$0	0.0%
Total Capital Funds Expended	\$76,176	100.0%

Operating Funding Sources



Capital Funding Sources



Modal Characteristics

Operation Characteristics

Vehicles Operated at Maximum Service

Mode	Directly Operated	Purchased Transportation	Operating Expenses	Fare Revenues	Uses of Capital Funds	Annual Unlinked Trips	Annual Vehicle Revenue Miles	Annual Vehicle Revenue Hours
Demand Response	10	-	\$365,956	\$24,233	\$76,176	13,629	310,963	12,190
Total	10	-	\$365,956	\$24,233	\$76,176	13,629	310,963	12,190

Performance Measures

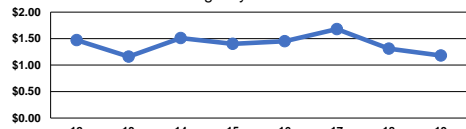
Service Efficiency

Mode	Operating Expenses per Vehicle Revenue Mile	Operating Expenses per Vehicle Revenue Hour
Demand Response	\$1.18	\$30.02
Total	\$1.18	\$30.02

Service Effectiveness

Mode	Operating Expenses per Unlinked Passenger Trip	Unlinked Trips per Vehicle Revenue Mile	Unlinked Trips per Vehicle Revenue Hour
Demand Response	\$26.85	0.0	1.1
Total	\$26.85	0.0	1.1

Operating Expense per Vehicle Revenue Mile: Agency Total



Unlinked Passenger Trips per Vehicle Revenue Mile: Agency Total

