

# Steuben County Commissioners

2019 Annual Agency Profile

## General Information

### Service Consumption

14,470 Annual Unlinked Trips (UPT)

### Service Supplied

120,279 Annual Vehicle Revenue Miles (VRM)  
6,833 Annual Vehicle Revenue Hours (VRH)

### Summary of Operating Expenses (OE)

\$356,343 Total Operating Expenses

### Database Information

NTDID: 5R02-50248

Reporter Type: Rural General Public Transit

## Financial Information

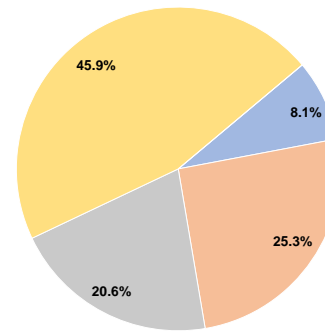
### Sources of Operating Funds Expended

Fare Revenues	\$28,983	8.1%
Local Funds	\$90,202	25.3%
State Funds	\$73,477	20.6%
Federal Assistance	\$163,681	45.9%
Other Funds	\$0	0.0%
<b>Total Operating Funds Expended</b>	<b>\$356,343</b>	<b>100.0%</b>

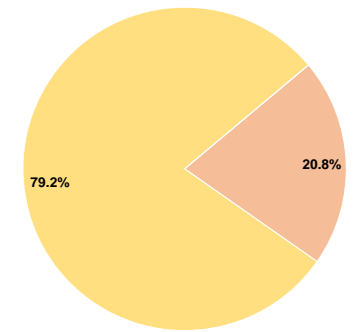
### Sources of Capital Funds Expended

Fare Revenues	\$0	0.0%
Local Funds	\$10,210	20.8%
State Funds	\$0	0.0%
Federal Assistance	\$38,800	79.2%
Other Funds	\$0	0.0%
<b>Total Capital Funds Expended</b>	<b>\$49,010</b>	<b>100.0%</b>

### Operating Funding Sources



### Capital Funding Sources



## Modal Characteristics

### Operation Characteristics

#### Vehicles Operated at Maximum Service

Mode	Directly Operated	Purchased Transportation	Operating Expenses	Fare Revenues	Uses of Capital Funds	Annual Unlinked Trips	Annual Vehicle Revenue Miles	Annual Vehicle Revenue Hours
Demand Response	5	-	\$356,343	\$28,983	\$49,010	14,470	120,279	6,833
<b>Total</b>	<b>5</b>	<b>-</b>	<b>\$356,343</b>	<b>\$28,983</b>	<b>\$49,010</b>	<b>14,470</b>	<b>120,279</b>	<b>6,833</b>

### Performance Measures

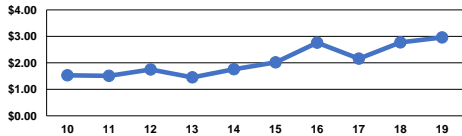
#### Service Efficiency

Mode	Operating Expenses per Vehicle Revenue Mile	Operating Expenses per Vehicle Revenue Hour
Demand Response	\$2.96	\$52.15
<b>Total</b>	<b>\$2.96</b>	<b>\$52.15</b>

#### Service Effectiveness

Mode	Operating Expenses per Unlinked Passenger Trip	Unlinked Trips per Vehicle Revenue Mile	Unlinked Trips per Vehicle Revenue Hour
Demand Response	\$24.63	0.1	2.1
<b>Total</b>	<b>\$24.63</b>	<b>0.1</b>	<b>2.1</b>

Operating Expense per Vehicle Revenue Mile: Agency Total



Unlinked Passenger Trips per Vehicle Revenue Mile: Agency Total

