

# Lifetime Resources, Inc.

2019 Annual Agency Profile

<https://www.lifetime-resources.org/>

13091 Benedict Dr.

Dillsboro, IN 47018

## General Information

### Service Consumption

79,478 Annual Unlinked Trips (UPT)

### Service Supplied

649,798 Annual Vehicle Revenue Miles (VRM)

38,581 Annual Vehicle Revenue Hours (VRH)

### Summary of Operating Expenses (OE)

\$1,795,545 Total Operating Expenses

### Database Information

NTDID: 5R02-50324

Reporter Type: Rural General Public Transit

## Financial Information

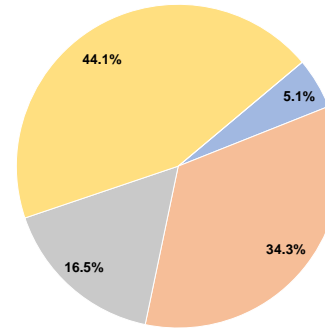
### Sources of Operating Funds Expended

Fare Revenues	\$91,359	5.1%
Local Funds	\$615,867	34.3%
State Funds	\$296,886	16.5%
Federal Assistance	\$791,433	44.1%
Other Funds	\$0	0.0%
<b>Total Operating Funds Expended</b>	<b>\$1,795,545</b>	<b>100.0%</b>

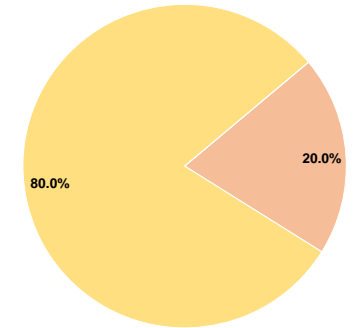
### Sources of Capital Funds Expended

Fare Revenues	\$0	0.0%
Local Funds	\$31,349	20.0%
State Funds	\$0	0.0%
Federal Assistance	\$125,395	80.0%
Other Funds	\$0	0.0%
<b>Total Capital Funds Expended</b>	<b>\$156,744</b>	<b>100.0%</b>

### Operating Funding Sources



### Capital Funding Sources



## Modal Characteristics

### Operation Characteristics

#### Vehicles Operated at Maximum Service

Mode	Directly Operated	Purchased Transportation	Operating Expenses	Fare Revenues	Uses of Capital Funds	Annual Unlinked Trips	Annual Vehicle Revenue Miles	Annual Vehicle Revenue Hours
Demand Response	19	-	\$1,795,545	\$91,359	\$156,744	79,478	649,798	38,581
<b>Total</b>	<b>19</b>	<b>-</b>	<b>\$1,795,545</b>	<b>\$91,359</b>	<b>\$156,744</b>	<b>79,478</b>	<b>649,798</b>	<b>38,581</b>

### Performance Measures

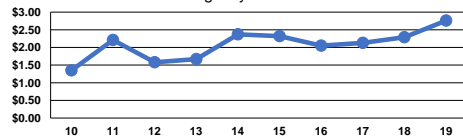
#### Service Efficiency

Mode	Operating Expenses per Vehicle Revenue Mile	Operating Expenses per Vehicle Revenue Hour
Demand Response	\$2.76	\$46.54
<b>Total</b>	<b>\$2.76</b>	<b>\$46.54</b>

#### Service Effectiveness

Mode	Operating Expenses per Unlinked Passenger Trip	Unlinked Trips per Vehicle Revenue Mile	Unlinked Trips per Vehicle Revenue Hour
Demand Response	\$22.59	0.1	2.1
<b>Total</b>	<b>\$22.59</b>	<b>0.1</b>	<b>2.1</b>

Operating Expense per Vehicle Revenue Mile: Agency Total



Unlinked Passenger Trips per Vehicle Revenue Mile: Agency Total

