

# DeKalb County Council on Aging

## 2019 Annual Agency Profile

### General Information

#### Service Consumption

28,997 Annual Unlinked Trips (UPT)

#### Service Supplied

282,783 Annual Vehicle Revenue Miles (VRM)  
 19,926 Annual Vehicle Revenue Hours (VRH)

#### Summary of Operating Expenses (OE)

\$620,721 Total Operating Expenses

#### Database Information

NTDID: 5R02-50330

Reporter Type: Rural General Public Transit

### Financial Information

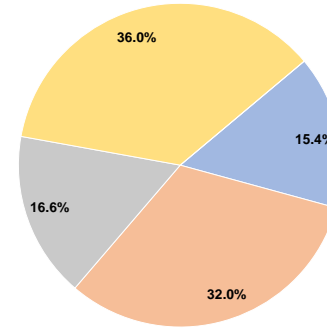
#### Sources of Operating Funds Expended

Fare Revenues	\$95,357	15.4%
Local Funds	\$198,780	32.0%
State Funds	\$102,877	16.6%
Federal Assistance	\$223,707	36.0%
Other Funds	\$0	0.0%
<b>Total Operating Funds Expended</b>	<b>\$620,721</b>	<b>100.0%</b>

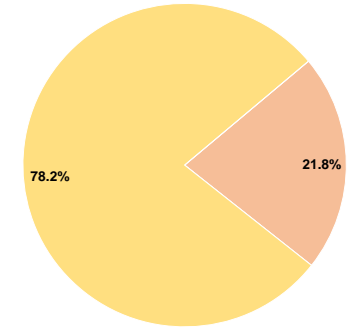
#### Sources of Capital Funds Expended

Fare Revenues	\$0	0.0%
Local Funds	\$8,007	21.8%
State Funds	\$0	0.0%
Federal Assistance	\$28,800	78.2%
Other Funds	\$0	0.0%
<b>Total Capital Funds Expended</b>	<b>\$36,807</b>	<b>100.0%</b>

#### Operating Funding Sources



#### Capital Funding Sources



### Modal Characteristics

#### Operation Characteristics

#### Vehicles Operated at Maximum Service

Mode	Directly Operated	Purchased Transportation	Operating Expenses	Fare Revenues	Uses of Capital Funds	Annual Unlinked Trips	Annual Vehicle Revenue Miles	Annual Vehicle Revenue Hours
Demand Response	10	-	\$620,721	\$95,357	\$36,807	28,997	282,783	19,926
<b>Total</b>	<b>10</b>	<b>-</b>	<b>\$620,721</b>	<b>\$95,357</b>	<b>\$36,807</b>	<b>28,997</b>	<b>282,783</b>	<b>19,926</b>

#### Performance Measures

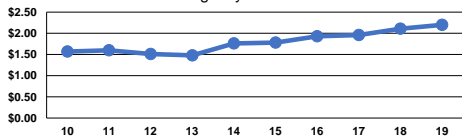
#### Service Efficiency

Mode	Operating Expenses per Vehicle Revenue Mile	Operating Expenses per Vehicle Revenue Hour
Demand Response	\$2.20	\$31.15
<b>Total</b>	<b>\$2.20</b>	<b>\$31.15</b>

#### Service Effectiveness

Mode	Operating Expenses per Unlinked Passenger Trip	Unlinked Trips per Vehicle Revenue Mile	Unlinked Trips per Vehicle Revenue Hour
Demand Response	\$21.41	0.1	1.5
<b>Total</b>	<b>\$21.41</b>	<b>0.1</b>	<b>1.5</b>

Operating Expense per Vehicle Revenue Mile: Agency Total



Unlinked Passenger Trips per Vehicle Revenue Mile: Agency Total

