

Town of Waveland

2019 Annual Agency Profile

General Information

Service Consumption

3,028 Annual Unlinked Trips (UPT)

Service Supplied

11,686 Annual Vehicle Revenue Miles (VRM)
899 Annual Vehicle Revenue Hours (VRH)

Summary of Operating Expenses (OE)

\$114,915 Total Operating Expenses

Database Information

NTDID: 5R02-50365
Reporter Type: Rural General Public Transit

Financial Information

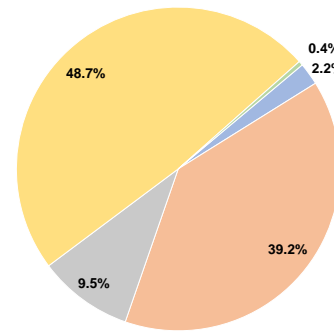
Sources of Operating Funds Expended

Fare Revenues	\$2,565	2.2%
Local Funds	\$45,038	39.2%
State Funds	\$10,886	9.5%
Federal Assistance	\$55,924	48.7%
Other Funds	\$502	0.4%
Total Operating Funds Expended	\$114,915	100.0%

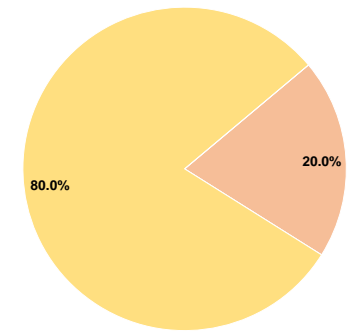
Sources of Capital Funds Expended

Fare Revenues	\$0	0.0%
Local Funds	\$21,606	20.0%
State Funds	\$0	0.0%
Federal Assistance	\$86,240	80.0%
Other Funds	\$0	0.0%
Total Capital Funds Expended	\$107,846	100.0%

Operating Funding Sources



Capital Funding Sources



Modal Characteristics

Operation Characteristics

Vehicles Operated at Maximum Service

Mode	Directly Operated	Purchased Transportation	Operating Expenses	Fare Revenues	Uses of Capital Funds	Annual Unlinked Trips	Annual Vehicle Revenue Miles	Annual Vehicle Revenue Hours
Demand Response	3	-	\$114,915	\$2,565	\$107,846	3,028	11,686	899
Total	3	-	\$114,915	\$2,565	\$107,846	3,028	11,686	899

Performance Measures

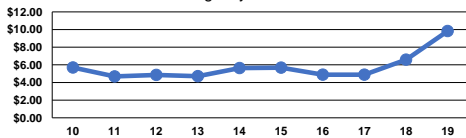
Service Efficiency

Mode	Operating Expenses per Vehicle Revenue Mile	Operating Expenses per Vehicle Revenue Hour
Demand Response	\$9.83	\$127.83
Total	\$9.83	\$127.83

Service Effectiveness

Mode	Operating Expenses per Unlinked Passenger Trip	Unlinked Trips per Vehicle Revenue Mile	Unlinked Trips per Vehicle Revenue Hour
Demand Response	\$37.95	0.3	3.4
Total	\$37.95	0.3	3.4

Operating Expense per Vehicle Revenue Mile: Agency Total



Unlinked Passenger Trips per Vehicle Revenue Mile: Agency Total

