

Union County Transit

2019 Annual Agency Profile

<https://unioncountyransit.org/>

615 W. High St.
P.O. Box 333
LIBERTY, IN 47353

General Information

Service Consumption

24,582 Annual Unlinked Trips (UPT)

Service Supplied

224,453 Annual Vehicle Revenue Miles (VRM)

14,343 Annual Vehicle Revenue Hours (VRH)

Summary of Operating Expenses (OE)

\$494,890 Total Operating Expenses

Database Information

NTDID: 5R02-50387

Reporter Type: Rural General Public Transit

Financial Information

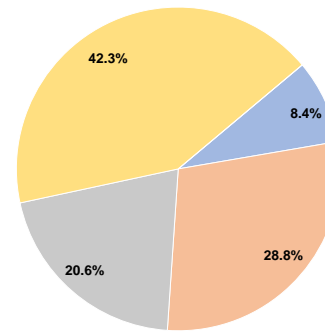
Sources of Operating Funds Expended

Fare Revenues	\$41,592	8.4%
Local Funds	\$142,435	28.8%
State Funds	\$101,721	20.6%
Federal Assistance	\$209,142	42.3%
Other Funds	\$0	0.0%
Total Operating Funds Expended	\$494,890	100.0%

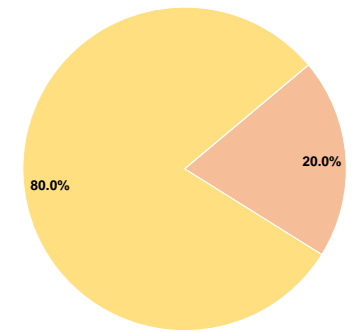
Sources of Capital Funds Expended

Fare Revenues	\$0	0.0%
Local Funds	\$21,560	20.0%
State Funds	\$0	0.0%
Federal Assistance	\$86,240	80.0%
Other Funds	\$0	0.0%
Total Capital Funds Expended	\$107,800	100.0%

Operating Funding Sources



Capital Funding Sources



Modal Characteristics

Operation Characteristics

Vehicles Operated at Maximum Service

Mode	Directly Operated	Purchased Transportation	Operating Expenses	Fare Revenues	Uses of Capital Funds	Annual Unlinked Trips	Annual Vehicle Revenue Miles	Annual Vehicle Revenue Hours
Demand Response	7	-	\$494,890	\$41,592	\$107,800	24,582	224,453	14,343
Total	7	-	\$494,890	\$41,592	\$107,800	24,582	224,453	14,343

Performance Measures

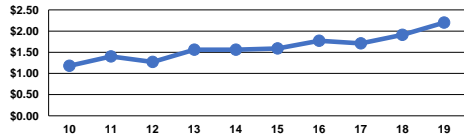
Service Efficiency

Mode	Operating Expenses per Vehicle Revenue Mile	Operating Expenses per Vehicle Revenue Hour
Demand Response	\$2.20	\$34.50
Total	\$2.20	\$34.50

Service Effectiveness

Mode	Operating Expenses per Unlinked Passenger Trip	Unlinked Trips per Vehicle Revenue Mile	Unlinked Trips per Vehicle Revenue Hour
Demand Response	\$20.13	0.1	1.7
Total	\$20.13	0.1	1.7

Operating Expense per Vehicle Revenue Mile: Agency Total



Unlinked Passenger Trips per Vehicle Revenue Mile: Agency Total

