

# Wabash County Transit

2019 Annual Agency Profile

<http://www.livingwellinwabashcounty.org/>

239 BOND ST  
WABASH, IN 46992

## General Information

### Service Consumption

24,045 Annual Unlinked Trips (UPT)

### Service Supplied

162,738 Annual Vehicle Revenue Miles (VRM)  
11,687 Annual Vehicle Revenue Hours (VRH)

### Summary of Operating Expenses (OE)

\$563,393 Total Operating Expenses

### Database Information

NTDID: 5R02-50441

Reporter Type: Rural General Public Transit

## Financial Information

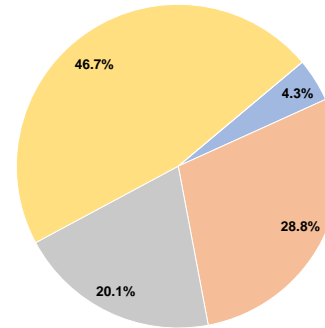
### Sources of Operating Funds Expended

Fare Revenues	\$24,450	4.3%
Local Funds	\$162,249	28.8%
State Funds	\$113,448	20.1%
Federal Assistance	\$263,246	46.7%
Other Funds	\$0	0.0%
<b>Total Operating Funds Expended</b>	<b>\$563,393</b>	<b>100.0%</b>

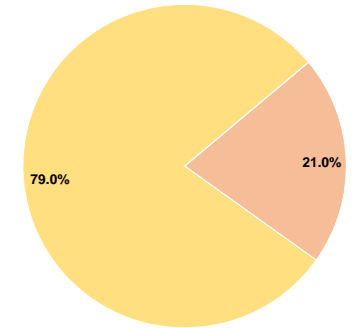
### Sources of Capital Funds Expended

Fare Revenues	\$0	0.0%
Local Funds	\$18,909	21.0%
State Funds	\$0	0.0%
Federal Assistance	\$71,190	79.0%
Other Funds	\$0	0.0%
<b>Total Capital Funds Expended</b>	<b>\$90,099</b>	<b>100.0%</b>

### Operating Funding Sources



### Capital Funding Sources



## Modal Characteristics

### Operation Characteristics

#### Vehicles Operated at Maximum Service

Mode	Directly Operated	Purchased Transportation	Operating Expenses	Fare Revenues	Uses of Capital Funds	Annual Unlinked Trips	Annual Vehicle Revenue Miles	Annual Vehicle Revenue Hours
Demand Response	6	-	\$563,393	\$24,450	\$90,099	24,045	162,738	11,687
<b>Total</b>	<b>6</b>	<b>-</b>	<b>\$563,393</b>	<b>\$24,450</b>	<b>\$90,099</b>	<b>24,045</b>	<b>162,738</b>	<b>11,687</b>

### Performance Measures

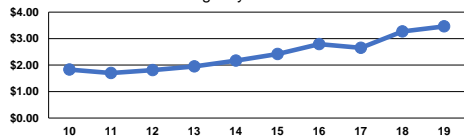
#### Service Efficiency

Mode	Operating Expenses per Vehicle Revenue Mile	Operating Expenses per Vehicle Revenue Hour
Demand Response	\$3.46	\$48.21
<b>Total</b>	<b>\$3.46</b>	<b>\$48.21</b>

#### Service Effectiveness

Mode	Operating Expenses per Unlinked Passenger Trip	Unlinked Trips per Vehicle Revenue Mile	Unlinked Trips per Vehicle Revenue Hour
Demand Response	\$23.43	0.1	2.1
<b>Total</b>	<b>\$23.43</b>	<b>0.1</b>	<b>2.1</b>

Operating Expense per Vehicle Revenue Mile: Agency Total



Unlinked Passenger Trips per Vehicle Revenue Mile: Agency Total

