

# Y Miami Go

## 2019 Annual Agency Profile

### General Information

#### Service Consumption

46,583 Annual Unlinked Trips (UPT)

#### Service Supplied

299,320 Annual Vehicle Revenue Miles (VRM)  
18,756 Annual Vehicle Revenue Hours (VRH)

#### Summary of Operating Expenses (OE)

\$494,983 Total Operating Expenses

#### Database Information

NTDID: 5R02-50454

Reporter Type: Rural General Public Transit

### Financial Information

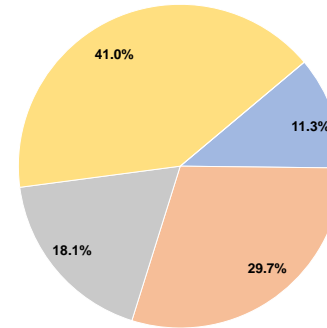
#### Sources of Operating Funds Expended

Fare Revenues	\$55,881	11.3%
Local Funds	\$146,786	29.7%
State Funds	\$89,488	18.1%
Federal Assistance	\$202,828	41.0%
Other Funds	\$0	0.0%
<b>Total Operating Funds Expended</b>	<b>\$494,983</b>	<b>100.0%</b>

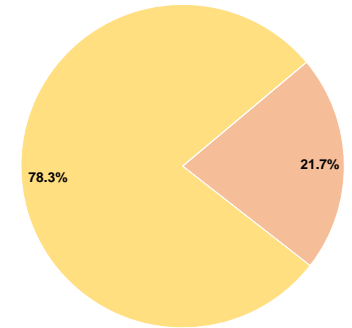
#### Sources of Capital Funds Expended

Fare Revenues	\$0	0.0%
Local Funds	\$27,850	21.7%
State Funds	\$0	0.0%
Federal Assistance	\$100,720	78.3%
Other Funds	\$0	0.0%
<b>Total Capital Funds Expended</b>	<b>\$128,570</b>	<b>100.0%</b>

#### Operating Funding Sources



#### Capital Funding Sources



### Modal Characteristics

#### Operation Characteristics

#### Vehicles Operated at Maximum Service

Mode	Directly Operated	Purchased Transportation	Operating Expenses	Fare Revenues	Uses of Capital Funds	Annual Unlinked Trips	Annual Vehicle Revenue Miles	Annual Vehicle Revenue Hours
Demand Response	10	-	\$494,983	\$55,881	\$128,570	46,583	299,320	18,756
<b>Total</b>	<b>10</b>	<b>-</b>	<b>\$494,983</b>	<b>\$55,881</b>	<b>\$128,570</b>	<b>46,583</b>	<b>299,320</b>	<b>18,756</b>

#### Performance Measures

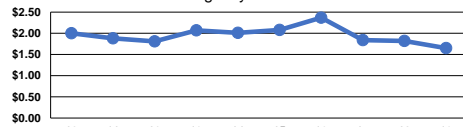
#### Service Efficiency

Mode	Operating Expenses per Vehicle Revenue Mile	Operating Expenses per Vehicle Revenue Hour
Demand Response	\$1.65	\$26.39
<b>Total</b>	<b>\$1.65</b>	<b>\$26.39</b>

#### Service Effectiveness

Mode	Operating Expenses per Unlinked Passenger Trip	Unlinked Trips per Vehicle Revenue Mile	Unlinked Trips per Vehicle Revenue Hour
Demand Response	\$10.63	0.2	2.5
<b>Total</b>	<b>\$10.63</b>	<b>0.2</b>	<b>2.5</b>

Operating Expense per Vehicle Revenue Mile:  
Agency Total



Unlinked Passenger Trips per Vehicle Revenue  
Mile: Agency Total

