

# Whitley County Transit

2019 Annual Agency Profile

## General Information

### Service Consumption

34,786 Annual Unlinked Trips (UPT)

### Service Supplied

210,871 Annual Vehicle Revenue Miles (VRM)  
13,966 Annual Vehicle Revenue Hours (VRH)

### Summary of Operating Expenses (OE)

\$560,480 Total Operating Expenses

### Database Information

NTDID: 5R02-50468

Reporter Type: Rural General Public Transit

## Financial Information

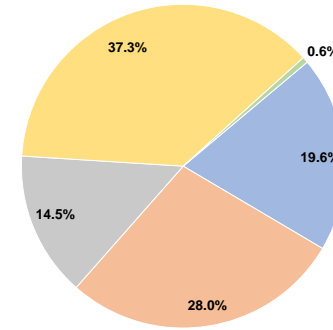
### Sources of Operating Funds Expended

Fare Revenues	\$109,865	19.6%
Local Funds	\$157,000	28.0%
State Funds	\$81,263	14.5%
Federal Assistance	\$209,083	37.3%
Other Funds	\$3,269	0.6%
<b>Total Operating Funds Expended</b>	<b>\$560,480</b>	<b>100.0%</b>

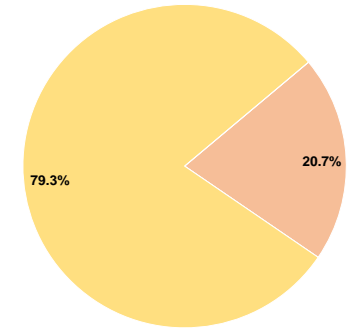
### Sources of Capital Funds Expended

Fare Revenues	\$0	0.0%
Local Funds	\$18,717	20.7%
State Funds	\$0	0.0%
Federal Assistance	\$71,920	79.3%
Other Funds	\$0	0.0%
<b>Total Capital Funds Expended</b>	<b>\$90,637</b>	<b>100.0%</b>

### Operating Funding Sources



### Capital Funding Sources



## Modal Characteristics

### Operation Characteristics

#### Vehicles Operated at Maximum Service

Mode	Directly Operated	Purchased Transportation	Operating Expenses	Fare Revenues	Uses of Capital Funds	Annual Unlinked Trips	Annual Vehicle Revenue Miles	Annual Vehicle Revenue Hours
Demand Response	8	-	\$560,480	\$109,865	\$90,637	34,786	210,871	13,966
<b>Total</b>	<b>8</b>	<b>-</b>	<b>\$560,480</b>	<b>\$109,865</b>	<b>\$90,637</b>	<b>34,786</b>	<b>210,871</b>	<b>13,966</b>

### Performance Measures

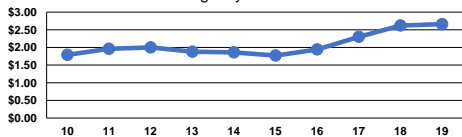
#### Service Efficiency

Mode	Operating Expenses per Vehicle Revenue Mile	Operating Expenses per Vehicle Revenue Hour
Demand Response	\$2.66	\$40.13
<b>Total</b>	<b>\$2.66</b>	<b>\$40.13</b>

#### Service Effectiveness

Mode	Operating Expenses per Unlinked Passenger Trip	Unlinked Trips per Vehicle Revenue Mile	Unlinked Trips per Vehicle Revenue Hour
Demand Response	\$16.11	0.2	2.5
<b>Total</b>	<b>\$16.11</b>	<b>0.2</b>	<b>2.5</b>

Operating Expense per Vehicle Revenue Mile: Agency Total



Unlinked Passenger Trips per Vehicle Revenue Mile: Agency Total

