

Clinton County Commissioners

2019 Annual Agency Profile

General Information

Service Consumption

44,285 Annual Unlinked Trips (UPT)

Service Supplied

145,109 Annual Vehicle Revenue Miles (VRM)
18,480 Annual Vehicle Revenue Hours (VRH)

Summary of Operating Expenses (OE)

\$466,148 Total Operating Expenses

Database Information

NTDID: 5R02-50499

Reporter Type: Rural General Public Transit

Financial Information

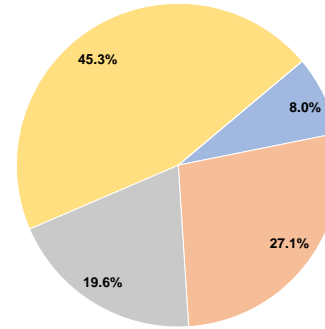
Sources of Operating Funds Expended

Fare Revenues	\$37,066	8.0%
Local Funds	\$126,477	27.1%
State Funds	\$91,250	19.6%
Federal Assistance	\$211,355	45.3%
Other Funds	\$0	0.0%
Total Operating Funds Expended	\$466,148	100.0%

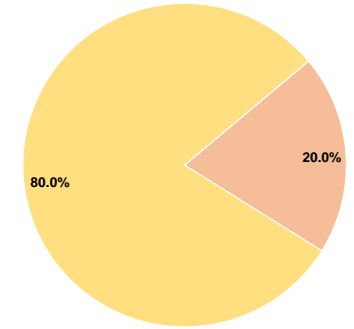
Sources of Capital Funds Expended

Fare Revenues	\$0	0.0%
Local Funds	\$32,340	20.0%
State Funds	\$0	0.0%
Federal Assistance	\$129,360	80.0%
Other Funds	\$0	0.0%
Total Capital Funds Expended	\$161,700	100.0%

Operating Funding Sources



Capital Funding Sources



Modal Characteristics

Operation Characteristics

Vehicles Operated at Maximum Service

Mode	Directly Operated	Purchased Transportation	Operating Expenses	Fare Revenues	Uses of Capital Funds	Annual Unlinked Trips	Annual Vehicle Revenue Miles	Annual Vehicle Revenue Hours
Demand Response	8	-	\$466,148	\$37,066	\$161,700	44,285	145,109	18,480
Total	8	-	\$466,148	\$37,066	\$161,700	44,285	145,109	18,480

Performance Measures

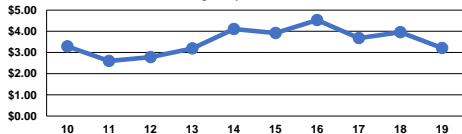
Service Efficiency

Mode	Operating Expenses per Vehicle Revenue Mile	Operating Expenses per Vehicle Revenue Hour
Demand Response	\$3.21	\$25.22
Total	\$3.21	\$25.22

Service Effectiveness

Mode	Operating Expenses per Unlinked Passenger Trip	Unlinked Trips per Vehicle Revenue Mile	Unlinked Trips per Vehicle Revenue Hour
Demand Response	\$10.53	0.3	2.4
Total	\$10.53	0.3	2.4

Operating Expense per Vehicle Revenue Mile: Agency Total



Unlinked Passenger Trips per Vehicle Revenue Mile: Agency Total

