

# Roscommon County Transportation Authority

2019 Annual Agency Profile

## General Information

### Service Consumption

89,547 Annual Unlinked Trips (UPT)

### Service Supplied

568,015 Annual Vehicle Revenue Miles (VRM)  
 27,904 Annual Vehicle Revenue Hours (VRH)

### Summary of Operating Expenses (OE)

\$2,104,279 Total Operating Expenses

### Database Information

NTDID: 5R03-50242  
 Reporter Type: Rural General Public Transit

## Financial Information

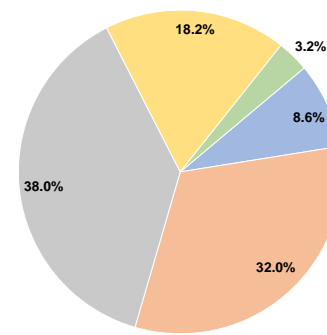
### Sources of Operating Funds Expended

Fare Revenues	\$180,543	8.6%
Local Funds	\$674,350	32.0%
State Funds	\$798,936	38.0%
Federal Assistance	\$383,280	18.2%
Other Funds	\$67,170	3.2%
<b>Total Operating Funds Expended</b>	<b>\$2,104,279</b>	<b>100.0%</b>

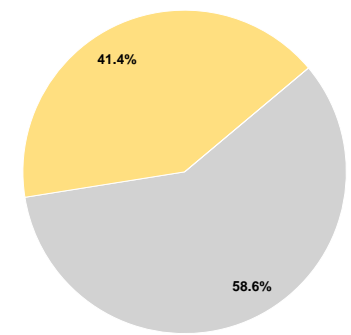
### Sources of Capital Funds Expended

Fare Revenues	\$0	0.0%
Local Funds	\$0	0.0%
State Funds	\$521,038	58.6%
Federal Assistance	\$368,131	41.4%
Other Funds	\$0	0.0%
<b>Total Capital Funds Expended</b>	<b>\$889,169</b>	<b>100.0%</b>

### Operating Funding Sources



### Capital Funding Sources



## Modal Characteristics

### Operation Characteristics

#### Vehicles Operated at Maximum Service

Mode	Directly Operated	Purchased Transportation	Operating Expenses	Fare Revenues	Uses of Capital Funds	Annual Unlinked Trips	Annual Vehicle Revenue Miles	Annual Vehicle Revenue Hours
Demand Response	22	-	\$2,104,279	\$180,543	\$889,169	89,547	568,015	27,904
<b>Total</b>	<b>22</b>	<b>-</b>	<b>\$2,104,279</b>	<b>\$180,543</b>	<b>\$889,169</b>	<b>89,547</b>	<b>568,015</b>	<b>27,904</b>

### Performance Measures

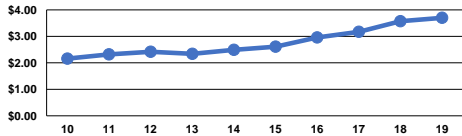
#### Service Efficiency

Mode	Operating Expenses per Vehicle Revenue Mile	Operating Expenses per Vehicle Revenue Hour
Demand Response	\$3.70	\$75.41
<b>Total</b>	<b>\$3.70</b>	<b>\$75.41</b>

#### Service Effectiveness

Mode	Operating Expenses per Unlinked Passenger Trip	Unlinked Trips per Vehicle Revenue Mile	Unlinked Trips per Vehicle Revenue Hour
Demand Response	\$23.50	0.2	3.2
<b>Total</b>	<b>\$23.50</b>	<b>0.2</b>	<b>3.2</b>

Operating Expense per Vehicle Revenue Mile: Agency Total



Unlinked Passenger Trips per Vehicle Revenue Mile: Agency Total

